


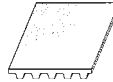
Open End and Spliced Synchronous Belting

Polyurethane with Steel or Kevlar® Cords

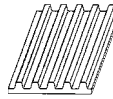
For Special Requirements



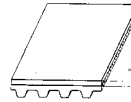
Timing Belt Clamping Plates available



PAR Type belt (Nylon facing on back of belt)



PAZ Type belt (Nylon facing on teeth of belt)



Belt with polyurethane back cover

Metric T Pitch (Open End Rolls Available in 30m, 50m, 100m)

T 5 mm						T 10 mm					
Steel Cord Belt No.	Kevlar® Cord Belt No.	Width mm	Max Traction Load		Breaking Strength N	Steel Cord Belt No.	Kevlar® Cord Belt No.	Width mm	Max Traction Load		Breaking Strength N
			Open End N	Spliced N					Open End N	Spliced N	
5 T5 OE S		5	150		475	10 T10 OE S	10 T10 OE K	10	1,050		3,350
6 T5 OE S	6 T5 OE K	6	190		570	12 T10 OE S	12 T10 OE K	12	1,280		4,020
8 T5 OE S	8 T5 OE K	8	240		730	15 T10 OE S		15	1,520		4,790
10 T5 OE S	10 T5 OE K	10	305	150	915	16 T10 OE S	16 T10 OE K	16	1,630	815	5,110
12 T5 OE S	12 T5 OE K	12	440	220	1,300	20 T10 OE S	20 T10 OE K	20	2,030	1,010	6,430
15 T5 OE S		15	570	285	1,715	25 T10 OE S	25 T10 OE K	25	2,560	1,280	8,040
16 T5 OE S	16 T5 OE K	16	610	305	1,830	30 T10 OE S	30 T10 OE K	30	3,150	1,550	9,935
20 T5 OE S	20 T5 OE K	20	780	390	2,300	32 T10 OE S	32 T10 OE K	32	3,370	1,685	10,600
25 T5 OE S	25 T5 OE K	25	985	490	2,975	40 T10 OE S	40 T10 OE K	40	4,150	2,075	13,160
32 T5 OE S	32 T5 OE K	32	1,290	645	3,890	50 T10 OE S	50 T10 OE K	50	5,230	2,615	16,450
50 T5 OE S	50 T5 OE K	50	1,970	985	5,950	75 T10 OE S	75 T10 OE K	75	8,260	4,130	25,960
75 T5 OE S	75 T5 OE K	75	2,680	1,340	8,100	85 T10 OE S	85 T10 OE K	85	8,800	4,400	27,950
100 T5 OE S	100 T5 OE K	100	3,400	1,700	10,200	100 T10 OE S	100 T10 OE K	100	10,470	5,235	32,900
						150 T10 OE S	150 T10 OE K	150	12,000	6,000	38,000

T 20 mm					
25 T20 OE S	25 T20 OE K	25	3,660	1,830	12,460
32 T20 OE S	32 T20 OE K	32	4,880	2,440	16,620
50 T20 OE S	50 T20 OE K	50	8,050	4,025	27,430
75 T20 OE S	75 T20 OE K	75	12,200	6,100	41,560
100 T20 OE S	100 T20 OEK	100	16,100	8,050	54,860
125 T20 OE S	125 T20 OE K	125	21,050	10,500	42,000
150 T20 OE S		150	25,300	12,650	86,400


Metric AT Pitch (Open End Rolls Available in 30m, 50m, 100m)

AT 5 mm						AT 10 mm					
5 AT5 OE S		5			1,020	10 AT10 OE S		10			
6 AT5 OE S	6 AT5 OE K	6	395		1,225	15 AT10 OE S		15			
10 AT5 OE S		10	630	315	1,960	16 AT10 OE S	16 AT10 OE K	16	2,190		7,480
12 AT5 OE S	12 AT5 OE K	12	940	375	2,350	20 AT10 OE S	20 AT10 OE K	20	2,900		
15 AT5 OE S		15	1,180	585	3,675	25 AT10 OE S	25 AT10 OE K	25	3,660	1,830	12,450
16 AT5 OE S	16 AT5 OE K	16	1,260	630	3,920	30 AT10 OE S		30	4,550		
20 AT5 OE S	20 AT5 OE K	20	1,730	865	5,390	32 AT10 OE S	32 AT10 OE K	32	4,880	2,440	16,600
25 AT5 OE S	25 AT5 OE K	25	2,050	1,025	6,370	40 AT10 OE S	40 AT10 OE K	40	6,400		
32 AT5 OE S	32 AT5 OE K	32	2,680	1,340	8,330	50 AT10 OE S	50 AT10 OE K	50	8,050	4,025	27,400
50 AT5 OE S	50 AT5 OE K	50	4,255	2,125	13,230	75 AT10 OE S		75	12,200	6,100	41,500
75 AT5 OE S	75 AT5 OE K	75	6,390	3,190	19,900	85 AT10 OE S	85 AT10 OE K	85	14,000		
100 AT5 OE S	100 AT5 OE K	100	8,600	4,300	26,500	100 AT10 OE S	100 AT10 OE K	100	16,600	8,300	56,500
						125 AT10 OE S	125 AT10 OE K	125	21,000		
						150 AT10 OE S	150 AT10 OE K	150	25,300	12,600	86,400

AT 20 mm					
25 AT20 OE S	25 AT20 OE K	25	6,020	3,010	19,630
32 AT20 OE S	32 AT20 OE K	32	7,400	3,700	24,160
50 AT20 OE S	50 AT20 OE K	50	12,040	6,020	39,270
75 AT20 OE S	75 AT20 OE K	75	18,050	9,025	58,900
100 AT20 OE S	100 AT20 OE K	100	25,000	12,500	81,560
120 AT20 OE S	120 AT20 OE K	120	29,000	14,000	117,000
150 AT20 OE S		150	36,400	18,050	119,000
200 AT20 OE S	200 AT20 OE K	200	49,100	24,550	160,500

Open End and Spliced Synchronous Belting

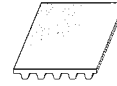
Polyurethane with Steel or Kevlar® Cords



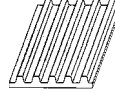
Timing Belt Clamping Plates available



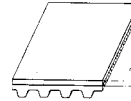
For Special Requirements



PAR Type belt (Nylon facing on back of belt)



PAZ Type belt (Nylon facing on teeth of belt)



Belt with polyurethane back cover

HTD Pitch (Open End Rolls Available in 30m, 50m, 100m)

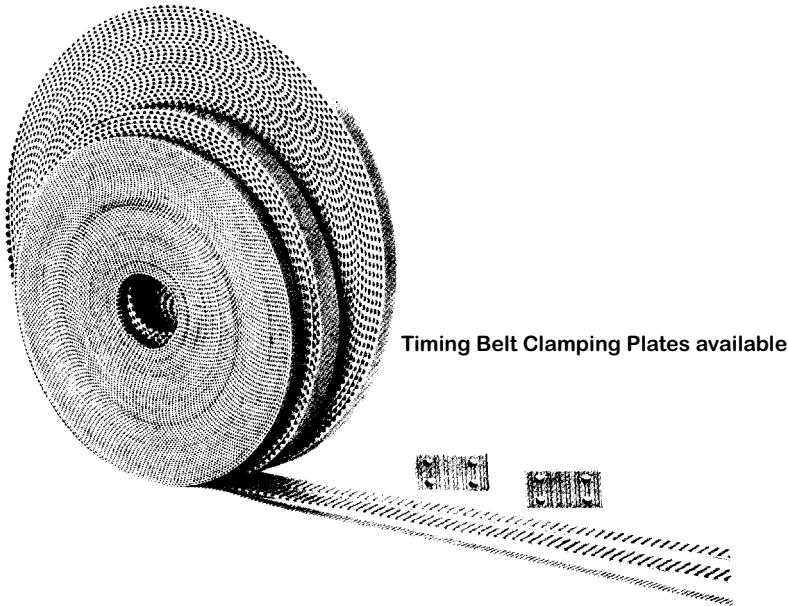
3M						5M					
Steel Cord Belt No.	Kevlar® Cord Belt No.	Width mm	Max Traction Load		Breaking Strength N	Steel Cord Belt No.	Kevlar® Cord Belt No.	Width mm	Max Traction Load		Breaking Strength N
			Open End N	Spliced N					Open End N	Spliced N	
5 3M OE S		5	152	76	470	5 5M OE K	5 5M OE S	5	330	151	940
10 3M OE S		10	315	158	980	10 5M OE K	10 5M OE S	10	630	315	1,960
15 3M OE S		15	590	295	1,838	15 5M OE K	15 5M OE S	15	1,180	590	3,675
25 3M OES		25	1,025	513	3,185	25 5M OEK	25 5M OES	25	2,050	1,025	6,370
50 3M OE S		50	2,128	1,064	6,615	50 5M OE K	50 5M OE S	50	4,255	2,128	13,230
8M						14 M					
10 8M OE S	10 8M OE K	10	1,220	610	4,150	25 14M OE S	25 14M OE K	25	6,020	3,010	19,630
15 8M OE S	15 8M OE K	15	1,950	975	6,640	40 14M OE S	40 14M OE K	40	9,260	4,630	30,200
20 8M OE S	20 8M OE K	20	2,920	1,460	9,960	55 14M OE S	55 14M OE K	55	11,570	5,785	37,760
25 8M OE S	25 8M OE K	25	3,900	1,950	13,280	85 14M OE S	85 14M OE K	85	20,830	10,415	67,960
30 8M OE S	30 8M OE K	30	4,390	2,195	14,940	100 14M OE S	100 14M OE K	100	25,000	12,500	81,560
50 8M OE S	50 8M OE K	50	8,050	4,025	27,400		114 14M OE K	114	30,000	15,000	98,000
85 8M OE S	85 8M OE K	85	13,900	6,950	47,320	120 14M OE S	120 14M OE K	120	36,000	18,000	117,500
100 8M OE S	100 8M OE K	100	16,600	8,300	56,500						

Super Torque (Open End Rolls Available in 30m, 50m, 100m)

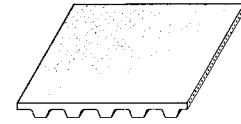
S5M						S8M					
Steel Cord Belt No.	Kevlar® Cord Belt No.	Width mm	Max Traction Load		Breaking Strength N	Steel Cord Belt No.	Kevlar® Cord Belt No.	Width mm	Max Traction Load		Breaking Strength N
			Open End N	Spliced N					Open End N	Spliced N	
5 S5M OE S		5	303	151	940	10 S8M OE S		10	1,220	610	4,150
10 S5M OE S		10	630	315	1,960	15 S8M OE S		15	1,950	975	6,640
15 S5M OE S		15	1,180	590	3,675	20 S8M OES		20	2,920	1,460	9,960
25 S5M OES		25	2,050	1,025	6,370	30 S8M OE S		30	4,390	2,195	14,940
50 S5M OE S		50	4,255	2,128	13,230	50 S5M OE S		50	8,050	4,025	27,400
						85 S8M OE S		85	13,900	6,950	47,320
						100 S8M OE S		100	16,600	8,300	56,500

Open End and Spliced Synchronous Belting

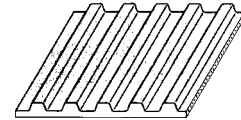
Polyurethane with Steel or Kevlar® Cords



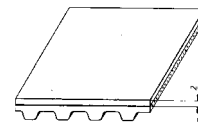
For Special Requirements



PAR Type belt (Nylon facing on back of belt)



PAZ Type belt (Nylon facing on teeth of belt)



Belt with polyurethane back cover

American Standard (Inch Pitch) (Open End Available in 30m, 50m, 100m)

XL (1/5")						L (3/8")					
Steel Cord Belt No.	Kevlar® Cord Belt No.	Width Inch	Max Traction Load		Breaking Strength lbf	Steel Cord Belt No.	Kevlar® Cord Belt No.	Width Inch	Max Traction Load		Breaking Strength lbf
			Open End lbf	Spliced lbf					Open End lbf	Spliced lbf	
025 XL OE S	025 XL OE K	0.25	43		128	037 L OE S	037 L OE K	0.37	142	71	418
031 XL OE S	031 XL OE K	0.31	51		154	050 L OE S	050 L OE K	0.50	212	106	661
037 XL OE S	037 XL OE K	0.37	69	34	206	075 L OE S	075 L OE K	0.75	335	167	1045
050 XL OE S	050 XL OE K	0.50	101	51	308	100 L OE S	100 L OE K	1.00	461	230	1360
075 XL OE S	075 XL OE K	0.75	162	81	488	150 L OE S	150 L OE K	1.50	708	354	2203
100 XL OE S	100 XL OE K	1.00	221	110	669	200 L OE S	200 L OE L	2.00	955	478	2974
150 XL OE S		1.50	239	120	718	300 L OE S		3.00	1980	989	6497
200 XL OE S	200 XL OE K	2.00	461	230	1387	400 L OE S	400 L OE K	4.00	4103	2051	14219

American Standard (Inch Pitch)

H (1/2")						XH (7/8")					
050 H OE S	050 H OE K	0.50	261	130	821	100 XH OE S	100 XH OE K	1.00	823	411	2801
075 H OE S	075 H OE K	0.75	443	221	1396	150 XH OE S	150 XH OE K	1.50	1261	631	4294
100 H OE S	100 H OE K	1.00	575	288	1807	200 XH OE S	200 XH OE K	2.00	1810	905	6160
150 H OE S	150 H OE K	1.50	836	418	2630	300 XH OE S	300 XH OE K	3.00	2743	1371	9329
200 H OE S	200 H OE K	2.00	1176	588	3698	400 XH OE S	400 XH OE K	4.00	3619	1810	12333
300 H OE S	300 H OE K	3.00	1675	837	5687	600 XH OE S	600 XH OE K	6.00	5687	2844	19423
400 H OE S	400 H OE K	4.00	2354	1177	7396						
500 H OE S		5.00	3033	1516	9104						
600 H OE S		6.00	3709	1855	10790						