


Taper Pins, Unhardened

DIN 1 B ISO 2339



Material: Steel 1.0718 (AISI 12L13)

Diameter												
Ø 1.5	Ø 2	Ø 2.5	Ø 3	Ø 4	Ø 5	Ø 6	Ø 8	Ø 10	Ø 12	Ø 14	Ø 16	Ø 20
1.5x6	2x6	2.5x6	3x6	4x6								
1.5x8	2x8	2.5x8	3x8	4x8								
1.5x10	2x10	2.5x10	3x10	4x10	5x10	6x10						
1.5x12	2x12	2.5x12	3x12	4x12	5x12	6x12						
1.5x14	2x14	2.5x14	3x14	4x14	5x14	6x14						
1.5x16	2x16	2.5x16	3x16	4x16	5x16	6x16						
1.5x18	2x18	2.5x18	3x18	4x18	5x18	6x18						
1.5x20	2x20	2.5x20	3x20	4x20	5x20	6x20	8x20					
1.5x22	2x22	2.5x22	3x22	4x22	5x22	6x22	8x22					
1.5x24	2x24	2.5x24	3x24	4x24	5x24	6x24	8x24					
1.5x26	2x26	2.5x26	3x26	4x26	5x26	6x26	8x26					
1.5x28	2x28	2.5x28	3x28	4x28	5x28	6x28	8x28	10x28				
1.5x30	2x30	2.5x30	3x30	4x30	5x30	6x30	8x30	10x30	12x30			
	2x32	2.5x32	3x32	4x32	5x32	6x32	8x32	10x32	12x32			
	2x36	2.5x36	3x36	4x36	5x36	6x36	8x36	10x36	12x36	14x36	16x36	
	2x40	2.5x40	3x40	4x40	5x40	6x40	8x40	10x40	12x40	14x40	16x40	20x40
	2x45	2.5x45	3x45	4x45	5x45	6x45	8x45	10x45	12x45	14x45	16x45	20x45
	2x50	2.5x50	3x50	4x50	5x50	6x50	8x50	10x50	12x50	14x50	16x50	20x50
			3x55	4x55	5x55	6x55	8x55	10x55	12x55	14x55	16x55	20x55
			3x60	4x60	5x60	6x60	8x60	10x60	12x60	14x60	16x60	20x60
			3x65	4x65	5x65	6x65	8x65	10x65	12x65	14x65	16x65	20x65
			3x70	4x70	5x70	6x70	8x70	10x70	12x70	14x70	16x70	20x70
			3x80	4x80	5x80	6x80	8x80	10x80	12x80	14x80	16x80	20x80
			3x90	4x90	5x90	6x90	8x90	10x90	12x90	14x90	16x90	20x90
			3x100	4x100	5x100	6x100	8x100	10x100	12x100	14x100	16x100	20x100
						6x110	8x110	10x110	12x110	14x110	16x110	20x110
						6x120	8x120	10x120	12x120	14x120	16x120	20x120
										14x130	16x130	20x130
										14x140	16x140	20x140
										14x150	16x150	20x150

Ordering Example:

TPU 2x30

TPU = DIN 1 B Taper Pin,

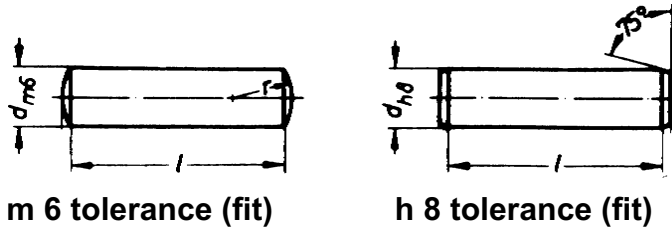
Unhardened & Ground

2 = Ø2 mm diameter

30 = 30 mm long

Dowel Pins, Unhardened

DIN 7 ISO 2338



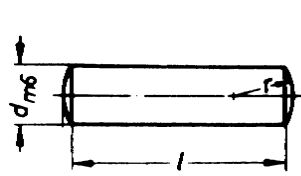
Material: Steel 1.0718 (AISI 12L13)

Diameter																	
Ø 0.8	Ø 1	Ø 1.5	Ø 2	Ø 2.5	Ø 3	Ø 4	Ø 5	Ø 6	Ø 8	Ø 10	Ø 12	Ø 14	Ø 16	Ø 20	Ø 25	Ø 30	
0.8x4	1x4	1.5x4	2x4	2.5x4	3x4												
0.8x6	1x6	1.5x6	2x6	2.5x6	3x6	4x6	5x6	6x6									
0.8x8	1x8	1.5x8	2x8	2.5x8	3x8	4x8	5x8	6x8									
0.8x10	1x10	1.5x10	2x10	2.5x10	3x10	4x10	5x10	6x10	8x10	10x10							
0.8x12	1x12	1.5x12	2x12	2.5x12	3x12	4x12	5x12	6x12	8x12	10x12	12x12						
0.8x14	1x14	1.5x14	2x14	2.5x14	3x14	4x14	5x14	6x14	8x14	10x14	12x14						
0.8x16	1x16	1.5x16	2x16	2.5x16	3x16	4x16	5x16	6x16	8x16	10x16	12x16						
0.8x18	1x18	1.5x18	2x18	2.5x18	3x18	4x18	5x18	6x18	8x18	10x18	12x18						
0.8x20	1x20	1.5x20	2x20	2.5x20	3x20	4x20	5x20	6x20	8x20	10x20	12x20	14x20	16x20	20x20			
		1.5x22	2x22	2.5x22	3x22	4x22	5x22	6x22	8x22	10x22	12x22	14x22	16x22	20x22			
		1.5x24	2x24	2.5x24	3x24	4x24	5x24	6x24	8x24	10x24	12x24	14x24	16x24	20x24			
		1.5x26	2x26	2.5x26	3x26	4x26	5x26	6x26	8x26	10x26	12x26	14x26	16x26	20x26			
		1.5x28	2x28	2.5x28	3x28	4x28	5x28	6x28	8x28	10x28	12x28	14x28	16x28	20x28			
		1.5x30	2x30	2.5x30	3x30	4x30	5x30	6x30	8x30	10x30	12x30	14x30	16x30	20x30			
		1.5x32	2x32	2.5x32	3x32	4x32	5x32	6x32	8x32	10x32	12x32	14x32	16x32	20x32	25x32	30x32	
				2.5x36	3x36	4x36	5x36	6x36	8x36	10x36	12x36	14x36	16x36	20x36	25x36	30x36	
				2.5x40	3x40	4x40	5x40	6x40	8x40	10x40	12x40	14x40	16x40	20x40	25x40	30x40	
					3x45	4x45	5x45	6x45	8x45	10x45	12x45	14x45	16x45	20x45	25x45	30x45	
						3x50	4x50	5x50	6x50	8x50	10x50	12x50	14x50	16x50	20x50	25x50	30x50
						3x55	4x55	5x55	6x55	8x55	10x55	12x55	14x55	16x55	20x55	25x55	30x55
						3x60	4x60	5x60	6x60	8x60	10x60	12x60	14x60	16x60	20x60	25x60	30x60
									6x70	8x70	10x70	12x70	14x70	16x70	20x70	25x70	30x70
									6x80	8x80	10x80	12x80	14x80	16x80	20x80	25x80	30x80
									6x90	8x90	10x90	12x90	14x90	16x90	20x90	25x90	30x90
									6x100	8x100	10x100	12x100	14x100	16x100	20x100	25x100	30x100
										8x110	10x110	12x110	14x110	16x110	20x110	25x110	30x110
																25x120	30x120
																25x140	30x140
																25x150	30x150

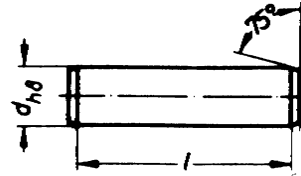
Ordering Example:
DPU 2x30 m 6
DPU = DIN 7 Dowel Pin, Unhardened
2 = Ø2 mm diameter
30 = 30 mm long
m 6 = tolerance (fit)

Dowel Pins, Unhardened

DIN 7 ISO 2338



m 6 tolerance (fit)



h 8 tolerance (fit)

Material: Stainless Steel 1.4305 (AISI 303)

Diameter											
Ø 0.8	Ø 1	Ø 1.5	Ø 2	Ø 2.5	Ø 3	Ø 4	Ø 5	Ø 6	Ø 8	Ø 10	Ø 12
0.8x3	1x3	1.5x3									
0.8x4	1x4	1.5x4	2x4	2.5x4	3x4						
0.8x5	1x5	1.5x5	2x5	2.5x5	3x5	4x5	5x5				
0.8x6	1x6	1.5x6	2x6	2.5x6	3x6	4x6	5x6	6x6			
0.8x8	1x8	1.5x8	2x8	2.5x8	3x8	4x8	5x8	6x8	8x8		
0.8x10	1x10	1.5x10	2x10	2.5x10	3x10	4x10	5x10	6x10	8x10	10x10	
0.8x12	1x12	1.5x12	2x12	2.5x12	3x12	4x12	5x12	6x12	8x12	10x12	12x12
		1.5x14	2x14	2.5x14	3x14	4x14	5x14	6x14	8x14	10x14	12x14
		1.5x16	2x16	2.5x16	3x16	4x16	5x16	6x16	8x16	10x16	12x16
			2x18	2.5x18	3x18	4x18	5x18	6x18	8x18	10x18	12x18
			2x20	2.5x20	3x20	4x20	5x20	6x20	8x20	10x20	12x20
			2x24	2.5x24	3x24	4x24	5x24	6x24	8x24	10x24	12x24
					3x28	4x28	5x28	6x28	8x28	10x28	12x28
					3x30	4x30	5x30	6x30	8x30	10x30	12x30
						4x32	5x32	6x32	8x32	10x32	12x32
						4x36	5x36	6x36	8x36	10x36	12x36
						4x40	5x40	6x40	8x40	10x40	12x40
						4x45	5x45	6x45	8x45	10x45	12x45
						4x50	5x50	6x50	8x50	10x50	12x50
							5x55	6x55	8x55	10x55	12x55
							5x60	6x60	8x60	10x60	12x60
									8x70	10x70	12x70
									8x80	10x80	12x80
										10x90	12x90
										10x100	12x100

Ordering Example:

DP303SS 2x10 h 8

DP303SS = DIN 7 Dowel Pin,

303 Stainless Steel

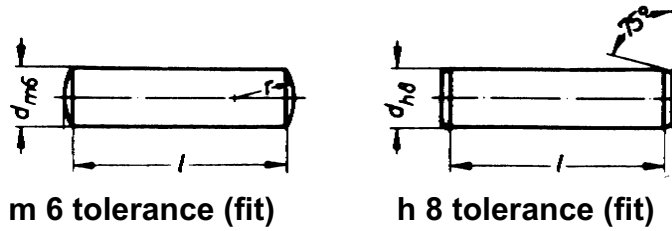
2 = Ø2 mm diameter

10 = 10 mm long

h 8 = tolerance (fit)

Dowel Pins, Unhardened

DIN 7 ISO 2338



Material: Stainless Steel 1.4571 (AISI 316)

Diameter										
Ø 1	Ø 1.5	Ø 2	Ø 2.5	Ø 3	Ø 4	Ø 5	Ø 6	Ø 8	Ø 10	Ø 12
1x3	1.5x3									
1x4	1.5x4	2x4	2.5x4	3x4						
1x5	1.5x5	2x5	2.5x5	3x5	4x5					
1x6	1.5x6	2x6	2.5x6	3x6	4x6	5x6				
1x8	1.5x8	2x8	2.5x8	3x8	4x8	5x8	6x8			
1x10	1.5x10	2x10	2.5x10	3x10	4x10	5x10	6x10	8x10		
1x12	1.5x12	2x12	2.5x12	3x12	4x12	5x12	6x12	8x12	10x12	
	1.5x14	2x14	2.5x14	3x14	4x14	5x14	6x14	8x14	10x14	12x14
	1.5x16	2x16	2.5x16	3x16	4x16	5x16	6x16	8x16	10x16	12x16
			2.5x18	3x18	4x18	5x18	6x18	8x18	10x18	12x18
			2.5x20	3x20	4x20	5x20	6x20	8x20	10x20	12x20
			2.5x24	3x24	4x24	5x24	6x24	8x24	10x24	12x24
				3x28	4x28	5x28	6x28	8x28	10x28	12x28
				3x30	4x30	5x30	6x30	8x30	10x30	12x30
				3x32	4x32	5x32	6x32	8x32	10x32	12x32
					4x36	5x36	6x36	8x36	10x36	12x36
					4x40	5x40	6x40	8x40	10x40	12x40
						5x45	6x45	8x45	10x45	12x45
						5x50	6x50	8x50	10x50	12x50
							6x55	8x55	10x55	12x55
							6x60	8x60	10x60	12x60
								8x70	10x70	12x70
								8x80	10x80	12x80
									10x80	12x80
									10x90	12x90
										12x90
									10x100	12x100

Ordering Example:

DP316SS 2x10 h 8

DP316SS = DIN 7 Dowel Pin,

316 Stainless Steel


2 = Ø2 mm diameter

10 = 10 mm long

h 8 = tolerance (fit)

Dowel Pins, Hardened

DIN 6325 ISO 8734



Material: Steel 1.3505 (AISI 52100) Hardness: HRC 60±2

Diameter													
Ø 1	Ø 1.5	Ø 2	Ø 2.5	Ø 3	Ø 4	Ø 5	Ø 6	Ø 8	Ø 10	Ø 12	Ø 14	Ø 16	Ø 20
1x4													
1x5	1.5x5												
1x6	1.5x6	2x6	2.5x6	3x6	4x6								
1x8	1.5x8	2x8	2.5x8	3x8	4x8	5x8							
1x10	1.5x10	2x10	2.5x10	3x10	4x10	5x10	6x10						
1x12	1.5x12	2x12	2.5x12	3x12	4x12	5x12	6x12						
	1.5x14	2x14	2.5x14	3x14	4x14	5x14	6x14	8x14					
	1.5x16	2x16	2.5x16	3x16	4x16	5x16	6x16	8x16					
	1.5x18	2x18	2.5x18	3x18	4x18	5x18	6x18	8x18					
	1.5x20	2x20	2.5x20	3x20	4x20	5x20	6x20	8x20	10x20	12x20			
	1.5x22	2x22	2.5x22	3x22	4x22	5x22	6x22	8x22	10x22	12x22			
	1.5x24	2x24	2.5x24	3x24	4x24	5x24	6x24	8x24	10x24	12x24	14x24	16x24	
	1.5x26	2x26	2.5x26	3x26	4x26	5x26	6x26	8x26	10x26	12x26	14x26	16x26	
	1.5x28	2x28	2.5x28	3x28	4x28	5x28	6x28	8x28	10x28	12x28	14x28	16x28	
	1.5x30	2x30	2.5x30	3x30	4x30	5x30	6x30	8x30	10x30	12x30	14x30	16x30	
		2x32	2.5x32	3x32	4x32	5x32	6x32	8x32	10x32	12x32	14x32	16x32	
		2x36	2.5x36	3x36	4x36	5x36	6x36	8x36	10x36	12x36	14x36	16x36	
		2x40	2.5x40	3x40	4x40	5x40	6x40	8x40	10x40	12x40	14x40	16x40	20x40
			2.5x45	3x45	4x45	5x45	6x45	8x45	10x45	12x45	14x45	16x45	20x45
			2.5x50	3x50	4x50	5x50	6x50	8x50	10x50	12x50	14x50	16x50	20x50
				3x55	4x55	5x55	6x55	8x55	10x55	12x55	14x55	16x55	20x55
				3x60	4x60	5x60	6x60	8x60	10x60	12x60	14x60	16x60	20x60
							6x70	8x70	10x70	12x70	14x70	16x70	20x70
							6x80	8x80	10x80	12x80	14x80	16x80	20x80
							6x90	8x90	10x90	12x90	14x90	16x90	20x90
							6x100	8x100	10x100	12x100	14x100	16x100	20x100
								8x110	10x110	12x110	14x110	16x110	20x110
								8x120	10x120	12x120	14x120	16x120	20x120

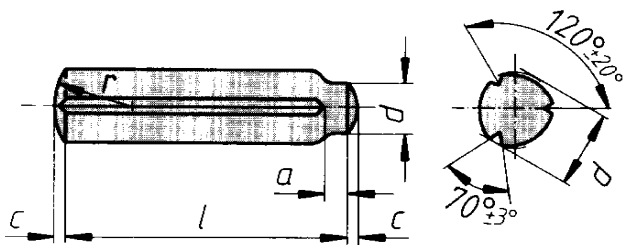
Ordering Example:

DPH 2x30

DPH = DIN 6325 Dowel Pin, Hardened

2 = Ø2 mm diameter

30 = 30 mm long



Grooved Pin, Full Length Parallel Groove with Pilot DIN 1470 ISO 8739

Material: Steel 1.0718 (AISI 12L13)

		Diameter											
		Ø 1.5	Ø 2	Ø 2.5	Ø 3	Ø 4	Ø 5	Ø 6	Ø 8	Ø 10	Ø 12	Ø 14	Ø 16
a	0.7	0.7	1	1	1.5	1.5	2	2	2.5	2.5	2.5	2.5	2.5
c	0.2	0.25	0.3	0.4	0.5	0.6	0.8	1	1.2	1.6	1.6	1.6	2
kN*	1.60	2.85	4.25	6.15	10.6	16.5	22.8	40.5	63.2	91.0	124	124	156.8
	1.5x4	2x4											
	1.5x5	2x5											
	1.5x6	2x6	2.5x6	3x6	4x6								
	1.5x8	2x8	2.5x8	3x8	4x8	5x8	6x8						
	1.5x10	2x10	2.5x10	3x10	4x10	5x10	6x10	8x10					
	1.5x12	2x12	2.5x12	3x12	4x12	5x12	6x12	8x12					
	1.5x14	2x14	2.5x14	3x14	4x14	5x14	6x14	8x14	10x14	12x14			
	1.5x16	2x16	2.5x16	3x16	4x16	5x16	6x16	8x16	10x16	12x16			
	1.5x18	2x18	2.5x18	3x18	4x18	5x18	6x18	8x18	10x18	12x18			
	1.5x20	2x20	2.5x20	3x20	4x20	5x20	6x20	8x20	10x20	12x20			
		2x22	2.5x22	3x22	4x22	5x22	6x22	8x22	10x22	12x22			
		2x24	2.5x24	3x24	4x24	5x24	6x24	8x24				14x22	16x22
									10x25	12x25	14x25		16x25
		2x26	2.5x26	3x26	4x26	5x26	6x26	8x26					
		2x28	2.5x28	3x28	4x28	5x28	6x28	8x28	10x28	12x28	14x28		16x28
		2x30	2.5x30	3x30	4x30	5x30	6x30	8x30	10x30	12x30	14x30		16x30
					4x32	5x32	6x32	8x32	10x32	12x32	14x32		16x32
					4x36	5x36	6x36	8x36	10x36	12x36	14x36		16x36
					4x40	5x40	6x40	8x40	10x40	12x40	14x40		16x40
					4x45	5x45	6x45	8x45	10x45	12x45	14x45		16x45
					4x50	5x50	6x50	8x50	10x50	12x50	14x50		16x50
								6x55	8x55	10x55	12x55	14x55	16x55
								6x60	8x60	10x60	12x60	14x60	16x60
									8x65	10x65	12x65	14x65	16x65
								8x70	10x70	12x70	14x70		16x70
									10x80	12x80	14x80		16x80
									10x90	12x90	14x90		16x90
										10x100	12x100	14x100	16x100
										10x110	12x110	14x110	16x110
										10x120	12x120	14x120	16x120

Ordering Example:

GPFLP 8x40


GPFLP = DIN 1470 Grooved Pin,
Full Length Parallel Groove with Pilot

8 = Ø8 mm diameter

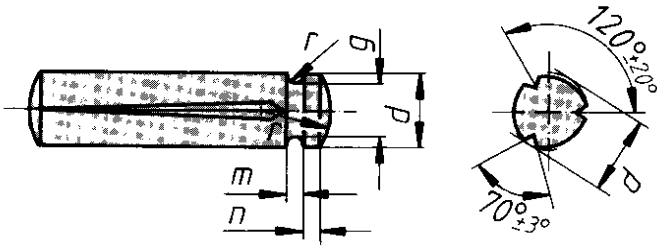
40 = 40 mm long

kN* = Sheer Force





Grooved Pin, Full Length Taper Groove DIN 1471 ISO 8744



Inquire for Grooved Neck

Material: Steel 1.0718 (AISI 12L13)

		Diameter											
		Ø 1.5	Ø 2	Ø 2.5	Ø 3	Ø 4	Ø 5	Ø 6	Ø 8	Ø 10	Ø 12	Ø 14	Ø 16
c kN*		0.2	0.25	0.3	0.4	0.5	0.63	0.8	1	1.2	1.6	1.6	2
		1.60	2.85	4.25	6.15	10.6	16.5	22.8	40.5	63.2	91.0	124	156.8
	1.5x4	2x4											
	1.5x5	2x5											
	1.5x6	2x6	2.5x6	3x6	4x6								
	1.5x8	2x8	2.5x8	3x8	4x8	5x8	6x8						
	1.5x10	2x10	2.5x10	3x10	4x10	5x10	6x10	8x10					
	1.5x12	2x12	2.5x12	3x12	4x12	5x12	6x12	8x12					
	1.5x14	2x14	2.5x14	3x14	4x14	5x14	6x14	8x14	10x14	12x14			
	1.5x16	2x16	2.5x16	3x16	4x16	5x16	6x16	8x16	10x16	12x16			
	1.5x18	2x18	2.5x18	3x18	4x18	5x18	6x18	8x18	10x18	12x18			
	1.5x20	2x20	2.5x20	3x20	4x20	5x20	6x20	8x20	10x20	12x20			
		2x22	2.5x22	3x22	4x22	5x22	6x22	8x22	10x22	12x22	14x22	16x22	
		2x24	2.5x24	3x24	4x24	5x24	6x24	8x24					
		2x26	2.5x26	3x26	4x26	5x26	6x26	8x26	10x25	12x25	14x25	16x25	
		2x28	2.5x28	3x28	4x28	5x28	6x28	8x28	10x28	12x28	14x28	16x28	
		2x30	2.5x30	3x30	4x30	5x30	6x30	8x30	10x30	12x30	14x30	16x30	
					4x32	5x32	6x32	8x32	10x32	12x32	14x32	16x32	
					4x36	5x36	6x36	8x36	10x36	12x36	14x36	16x36	
					4x40	5x40	6x40	8x40	10x40	12x40	14x40	16x40	
					4x45	5x45	6x45	8x45	10x45	12x45	14x45	16x45	
					4x50	5x50	6x50	8x50	10x50	12x50	14x50	16x50	
							6x55	8x55	10x55	12x55	14x55	16x55	
							6x60	8x60	10x60	12x60	14x60	16x60	
								8x65	10x65	12x65	14x65	16x65	
								8x70	10x70	12x70	14x70	16x70	
									10x80	12x80	14x80	16x80	
									10x90	12x90	14x90	16x90	
									10x100	12x100	14x100	16x100	
									10x110	12x110	14x110	16x110	
									10x120	12x120	14x120	16x120	

Ordering Example:

GPFLT 8x40

GPFLT = DIN 1471 Grooved Pin,

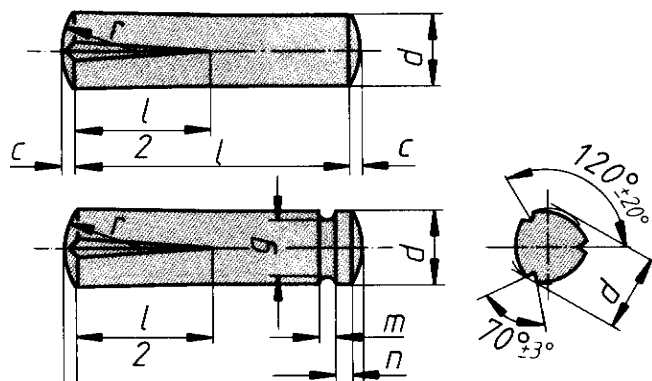
Full Length Tapered Groove

8 = Ø8 mm diameter

40 = 40 mm long

kN* = Sheer Force

Grooved Pin, Half Length Taper Groove DIN 1472 ISO 8745



Inquire for Grooved Neck

Material: Steel 1.0718 (AISI 12L13)

		Diameter											
		Ø 1.5	Ø 2	Ø 2.5	Ø 3	Ø 4	Ø 5	Ø 6	Ø 8	Ø 10	Ø 12	Ø 14	Ø 16
c kN*		0.2	0.25	0.3	0.4	0.5	0.63	0.8	1	1.2	1.6	1.6	2
		1.60	2.85	4.25	6.15	10.6	16.5	22.8	40.5	63.2	91.0	124	156.8
	1.5x4	2x4											
	1.5x5	2x5											
	1.5x6	2x6	2.5x6	3x6	4x6								
	1.5x8	2x8	2.5x8	3x8	4x8	5x8	6x8						
	1.5x10	2x10	2.5x10	3x10	4x10	5x10	6x10	8x10					
	1.5x12	2x12	2.5x12	3x12	4x12	5x12	6x12	8x12					
	1.5x14	2x14	2.5x14	3x14	4x14	5x14	6x14	8x14	10x14	12x14			
	1.5x16	2x16	2.5x16	3x16	4x16	5x16	6x16	8x16	10x16	12x16			
	1.5x18	2x18	2.5x18	3x18	4x18	5x18	6x18	8x18	10x18	12x18			
	1.5x20	2x20	2.5x20	3x20	4x20	5x20	6x20	8x20	10x20	12x20			
		2x22	2.5x22	3x22	4x22	5x22	6x22	8x22	10x22	12x22	14x22	16x22	
		2x24	2.5x24	3x24	4x24	5x24	6x24	8x24					
									10x25	12x25	14x25	16x25	
		2x26	2.5x26	3x26	4x26	5x26	6x26	8x26					
		2x28	2.5x28	3x28	4x28	5x28	6x28	8x28	10x28	12x28	14x28	16x28	
		2x30	2.5x30	3x30	4x30	5x30	6x30	8x30	10x30	12x30	14x30	16x30	
					4x32	5x32	6x32	8x32	10x32	12x32	14x32	16x32	
					4x36	5x36	6x36	8x36	10x36	12x36	14x36	16x36	
					4x40	5x40	6x40	8x40	10x40	12x40	14x40	16x40	
					4x45	5x45	6x45	8x45	10x45	12x45	14x45	16x45	
					4x50	5x50	6x50	8x50	10x50	12x50	14x50	16x50	
							6x55	8x55	10x55	12x55	14x55	16x55	
							6x60	8x60	10x60	12x60	14x60	16x60	
								8x65	10x65	12x65	14x65	16x65	
								8x70	10x70	12x70	14x70	16x70	
									10x80	12x80	14x80	16x80	
									10x90	12x90	14x90	16x90	
										10x100	12x100	14x100	16x100
										10x110	12x110	14x110	16x110
										10x120	12x120	14x120	16x120

Ordering Example:

GPHLT 8x40

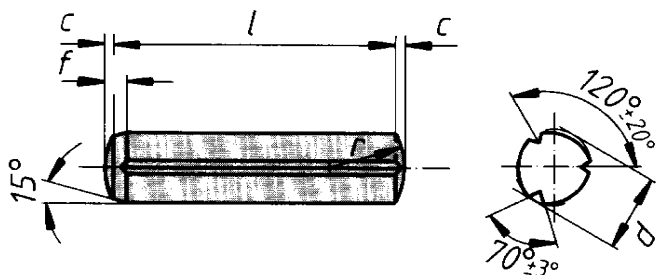
GPHLT = DIN 1472 Grooved Pin,
Half Length Taper Groove

8 = Ø8 mm diameter

40 = 40 mm long

kN* = Sheer Force





Grooved Pin, Full Length Parallel Groove with Chamfer DIN 1473 ISO 8740

Material: Steel 1.0718 (AISI 12L13)

		Diameter													
		Ø 1.0	Ø 1.2	Ø 1.5	Ø 2	Ø 2.5	Ø 3	Ø 4	Ø 5	Ø 6	Ø 8	Ø 10	Ø 12	Ø 14	Ø 16
c f kN*		0.12	0.16	0.2	0.25	0.3	0.4	0.5	0.6	0.8	1	1.2	1.6	1.6	2
		0.57	0.6	0.8	0.9	1.2	1.3	1.8	2	2.5	2.8	3.5	3.7	4	4.3
		0.70	1.00	1.60	2.85	4.25	6.15	10.6	16.5	22.8	40.5	63.2	91.0	124	156.8
		1.0x4	1.2x4	1.5x4	2x4										
		1.0x5	1.2x5	1.5x5	2x5										
		1.0x6	1.2x6	1.5x6	2x6	2.5x6	3x6	4x6							
		1.0x8	1.2x8	1.5x8	2x8	2.5x8	3x8	4x8	5x8	6x8					
		1.0x10	1.2x10	1.5x10	2x10	2.5x10	3x10	4x10	5x10	6x10	8x10				
				1.5x12	2x12	2.5x12	3x12	4x12	5x12	6x12	8x12				
				1.5x14	2x14	2.5x14	3x14	4x14	5x14	6x14	8x14	10x14	12x14		
				1.5x16	2x16	2.5x16	3x16	4x16	5x16	6x16	8x16	10x16	12x16		
				1.5x18	2x18	2.5x18	3x18	4x18	5x18	6x18	8x18	10x18	12x18		
				1.5x20	2x20	2.5x20	3x20	4x20	5x20	6x20	8x20	10x20	12x20		
					2x22	2.5x22	3x22	4x22	5x22	6x22	8x22	10x22	12x22	14x22	16x22
					2x24	2.5x24	3x24	4x24	5x24	6x24	8x24				
												10x25	12x25	14x25	16x25
					2x26	2.5x26	3x26	4x26	5x26	6x26	8x26				
					2x28	2.5x28	3x28	4x28	5x28	6x28	8x28	10x28	12x28	14x28	16x28
					2x30	2.5x30	3x30	4x30	5x30	6x30	8x30	10x30	12x30	14x30	16x30
								4x32	5x32	6x32	8x32	10x32	12x32	14x32	16x32
								4x36	5x36	6x36	8x36	10x36	12x36	14x36	16x36
								4x40	5x40	6x40	8x40	10x40	12x40	14x40	16x40
								4x45	5x45	6x45	8x45	10x45	12x45	14x45	16x45
								4x50	5x50	6x50	8x50	10x50	12x50	14x50	16x50
										6x55	8x55	10x55	12x55	14x55	16x55
										6x60	8x60	10x60	12x60	14x60	16x60
											8x65	10x65	12x65	14x65	16x65
											8x70	10x70	12x70	14x70	16x70
												10x80	12x80	14x80	16x80
												10x90	12x90	14x90	16x90
												10x100	12x100	14x100	16x100
												10x110	12x110	14x110	16x110
												10x120	12x120	14x120	16x120

Ordering Example:

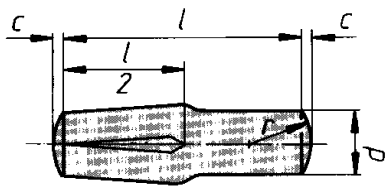
GPFLCH 8x40

GPFLCH = DIN 1473 Grooved Pin, Full Length Parallel Groove with Chamfer

8 = Ø8 mm diameter

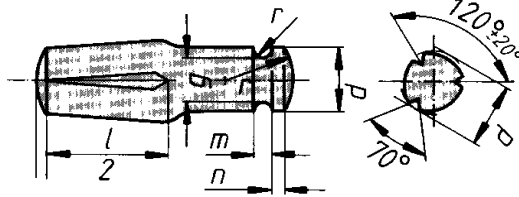
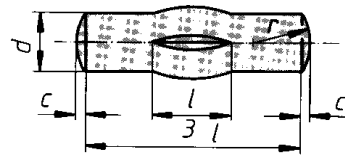
40 = 40 mm long

kN* = Sheer Force



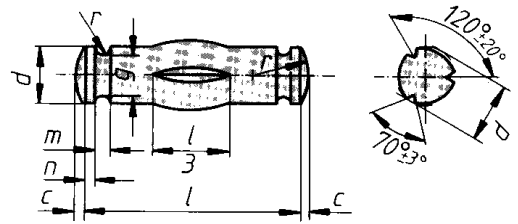
Grooved Pin, DIN 1475 ISO 8742

Half Length Reverse Groove DIN 1474 ISO 8741



DIN 1474 ISO 8741

Third Length Center Groove DIN 1475 ISO 8742



Material: Steel 1.0718 (AISI 12L13)

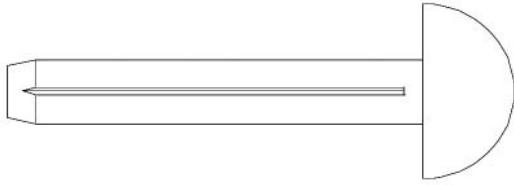
		Diameter											
		Ø 1.5	Ø 2	Ø 2.5	Ø 3	Ø 4	Ø 5	Ø 6	Ø 8	Ø 10	Ø 12	Ø 14	Ø 16
c	0.2	0.25	0.3	0.4	0.5	0.63	0.8	1	1.2	1.6	1.6	2	
	kN*	1.60	2.85	4.25	6.15	10.6	16.5	22.8	40.5	63.2	91.0	124	156.8
	1.5x4	2x4											
	1.5x5	2x5											
	1.5x6	2x6	2.5x6	3x6	4x6								
	1.5x8	2x8	2.5x8	3x8	4x8	5x8	6x8						
	1.5x10	2x10	2.5x10	3x10	4x10	5x10	6x10	8x10					
	1.5x12	2x12	2.5x12	3x12	4x12	5x12	6x12	8x12					
	1.5x14	2x14	2.5x14	3x14	4x14	5x14	6x14	8x14	10x14	12x14			
	1.5x16	2x16	2.5x16	3x16	4x16	5x16	6x16	8x16	10x16	12x16			
	1.5x18	2x18	2.5x18	3x18	4x18	5x18	6x18	8x18	10x18	12x18			
	1.5x20	2x20	2.5x20	3x20	4x20	5x20	6x20	8x20	10x20	12x20			
		2x22	2.5x22	3x22	4x22	5x22	6x22	8x22	10x22	12x22	14x22	16x22	
		2x24	2.5x24	3x24	4x24	5x24	6x24	8x24					
									10x25	12x25	14x25	16x25	
		2x26	2.5x26	3x26	4x26	5x26	6x26	8x26					
		2x28	2.5x28	3x28	4x28	5x28	6x28	8x28	10x28	12x28	14x28	16x28	
		2x30	2.5x30	3x30	4x30	5x30	6x30	8x30	10x30	12x30	14x30	16x30	
					4x32	5x32	6x32	8x32	10x32	12x32	14x32	16x32	
					4x36	5x36	6x36	8x36	10x36	12x36	14x36	16x36	
					4x40	5x40	6x40	8x40	10x40	12x40	14x40	16x40	
					4x45	5x45	6x45	8x45	10x45	12x45	14x45	16x45	
					4x50	5x50	6x50	8x50	10x50	12x50	14x50	16x50	
								6x55	8x55	10x55	12x55	14x55	16x55
								6x60	8x60	10x60	12x60	14x60	16x60
									8x65	10x65	12x65	14x65	16x65
								8x70	10x70	12x70	14x70	16x70	
									10x80	12x80	14x80	16x80	
									10x90	12x90	14x90	16x90	
									10x100	12x100	14x100	16x100	
									10x110	12x110	14x110	16x110	
									10x120	12x120	14x120	16x120	

Ordering Example:
GPPLRG 8x40
 GPPLRG = DIN 1474 Grooved Pin,
 Half Length Reverse Groove
 8 = Ø8 mm diameter
 40 = 40 mm long

Ordering Example:
GPTLCG 8x40
 GPTLCG = DIN 1475 Grooved Pin,
 Third Length Center Groove
 8 = Ø8 mm diameter
 40 = 40 mm long

kN* = Sheer Force

Grooved Pin Stud DIN 1476



Material: Steel 1.0718 (AISI 12L13)

Diameter										
Ø 1.4	Ø 1.6	Ø 1.7	Ø 2	Ø 2.3	Ø 2.5	Ø 2.6	Ø 3	Ø 4	Ø 5	Ø 6
1.4x3	1.6x3	1.7x3	2x3	2.3x3	2.5x3	2.6x3				
1.4x4	1.6x4	1.7x4	2x4	2.3x4	2.5x4	2.6x4	3x4			
1.4x5	1.6x5	1.7x5	2x5	2.3x5	2.5x5	2.6x5	3x5			
	1.6x6	1.7x6	2x6	2.3x6	2.5x6	2.6x6	3x6	4x6	5x8	6x8
			2x8	2.3x8	2.5x8	2.6x8	3x8	4x8	5x10	6x10
			2x10	2.3x10	2.5x10	2.6x10	3x10	4x10	5x12	6x12
							3x12	4x12	5x14	6x14
							3x15	4x15	5x16	6x16
								4x18	5x18	6x18
								4x20	5x20	6x20
									5x25	6x25
										6x30

Ordering Example:

GPTLCG 8x40

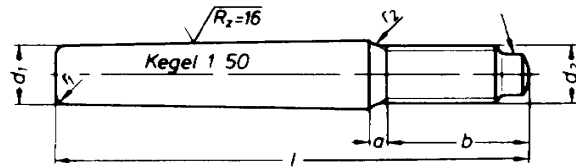
GPTLCG = DIN 1475 Grooved Pin,

Third Length Center Groove

8 = Ø8 mm diameter

40 = 40 mm long

Taper Pins with External Threads and Constant Threaded Part DIN 7977 ISO 8737



Material: Steel 1.0718 (AISI 12L13)

		Diameter								
		Ø 5	Ø 6	Ø 8	Ø 10	Ø 12	Ø 13	Ø 14	Ø 16	Ø 20
b	14	18	22	24	27		30	35	35	
a	2.4	3	4	4.5	5.3		6	6	6	
d2	M 5	M 6	M 8	M 10	M 12		M 12	M 16	M 16	
	5x40	6x40	8x40							
	5x45	6x45	8x45							
	5x50	6x50	8x50	10x50						
	5x60	6x55	8x55							
		6x60	8x60	10x60						
		6x65	8x65	10x65	12x65	13x65				
		6x70	8x70	10x70						
		6x75	8x75	10x75	12x75	13x75	14x75	16x75		
		6x80	8x80	10x80						
		6x85	8x85	10x85	12x85	13x85	14x85	16x85		
			8x100	10x100	12x100	13x100	14x100	16x100	20x100	
			8x120	10x120	12x120		14x120	16x120	20x120	
								16x140	20x140	
								16x160	20x160	

Ordering Example:

TPTE 8x40

TPTE = DIN 7977 Taper Pins,

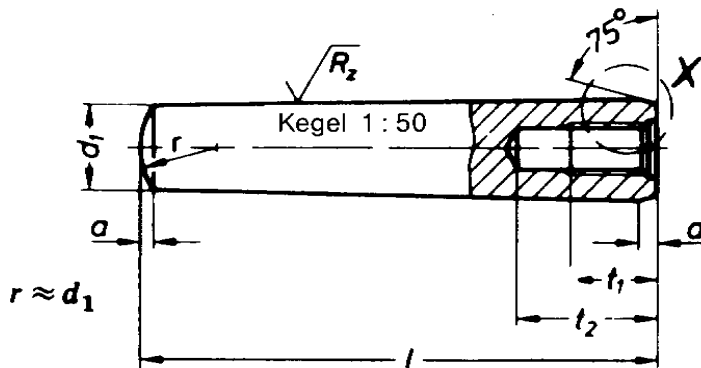
External Threads

8 = Ø8 mm diameter

40 = 40 mm long

Taper Pins with Internal Threads

DIN 7978 A ISO 8736



Material: Steel 1.0718 (AISI 12L13)

Diameter											
	Ø 4	Ø 5	Ø 6	Ø 8	Ø 10	Ø 12	Ø 13	Ø 14	Ø 16	Ø 20	Ø 25
a			0.8	1	1.2	1.6		1.6	2	2.5	3
d2			M 4	M 5	M 6	M 8		M 8	M 10	M 12	M 16
t1			6	8	10	12		12	16	18	24
t2			10	12	16	20		20	25	27	34
	4x16 4x20 4x24	5x16 5x20 5x24	6x16 6x20 6x24	8x20 8x24	10x24						
			6x26 6x28 6x30	8x26 8x28 8x30	10x28 10x30						
	4x30 4x32 4x40	5x30 5x32 5x40	6x32 6x36 6x40	8x32 8x36 8x40	10x32 10x36 10x40	12x32 12x36 12x40	13x40	14x40	16x40	20x40	
	4x50	5x50	6x45 6x50 6x55	8x45 8x50 8x55	10x45 10x50 10x55	12x45 12x50 12x55	13x50	14x45 14x50 14x55	16x45 16x50 16x55	20x50	
	4x60	5x60	6x60 6x70 6x80	8x60 8x70 8x80	10x60 10x70 10x80	12x60 12x70 12x80	13x60 13x70 13x80	14x60 14x70 14x80	16x60 16x70 16x80	20x60 20x70 20x80	25x60 25x70 25x80
			6x90 6x100	8x90 8x100 8x110	10x90 10x100 10x110	12x90 12x100 12x110	13x100	14x90 14x100	16x90 16x100 16x110	20x90 20x100 20x110	25x90 25x100
				8x120	10x120	12x120 12x130		14x120	16x120 16x130	20x120	25x120

Ordering Example:

GPS 4x20

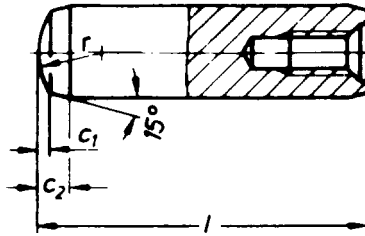
GPS = DIN 1476 Grooved Pin Stud

4 = Ø4 mm diameter

20 = 20 mm long

Precision Dowel Pins, Hardened and Ground with Internal Threads

DIN 7979 D ISO 8733



Material: Steel 1.3505 (AISI 52100) Hardness: HRC 60±2

Diameter										
	Ø 4	Ø 5	Ø 6	Ø 8	Ø 10	Ø 12	Ø 14	Ø 16	Ø 20	Ø 25
c1			0.5	0.8	1	1.2	1.4	1.6	2	2.5
c2			2.1	2.6	3	3.8	4	4.7	6	6
d2			M 4	M 6	M 6	M 6	M 8	M 8	M 10	M 16
	4x10 4x12 4x14	5x10 5x12 5x14	6x12 6x14							
	4x16	5x16 5x18	6x16 6x18	8x16 8x18	10x16					
	4x20	5x20	6x20	8x20	10x20	12x20				
	4x24 4x28 4x30	5x24 5x28 5x30	6x24 6x28 6x30	8x24 8x28 8x30	10x24 10x28 10x30	12x24 12x28 12x30	14x28			
	4x32 4x36 4x40	5x32 5x36 5x40	6x32 6x36 6x40	8x32 8x36 8x40	10x32 10x36 10x40	12x32 12x36 12x40	14x32 14x36 14x40	16x32 16x36 16x40	20x32 20x36 20x40	
	4x50	5x45 5x50	6x45 6x50 6x55	8x45 8x50 8x55	10x45 10x50 10x55	12x45 12x50 12x55	14x45 14x50 14x55	16x45 16x50 16x55	20x45 20x50 20x55	25x50
			6x60 6x70 6x80	8x60 8x70 8x80	10x60 10x70 10x80	12x60 12x70 12x80	14x60 14x70 14x80	16x60 16x70 16x80	20x60 20x70 20x80	25x60 25x70 25x80
				8x90 8x100	10x90 10x100 10x120	12x90 12x100 12x120	14x90 14x100 14x120	16x90 16x100 16x120	20x90 20x100 20x120	25x90 25x100 25x120

Ordering Example:

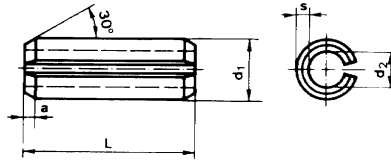
DPHTI 8x40

**DPHTI = DIN 7979 D Dowel Pin,
Hardened, Internal Threads**

8 = Ø8 mm diameter

40 = 40 mm long

Rolled Pins DIN 1481



Material Spring Steel Hardness: HRC 42-51

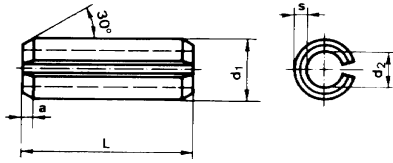
Diameter									
Ø 1.5	Ø 2	Ø 2.5	Ø 3	Ø 4	Ø 5	Ø 6	Ø 8	Ø 10	Ø 12
1.5x6	2x6	2.5x6	3x6	4x6					
1.5x8	2x8	2.5x8	3x8	4x8					
1.5x10	2x10	2.5x10	3x10	4x10	5x10	6x10			
1.5x12	2x12	2.5x12	3x12	4x12	5x12	6x12			
1.5x14	2x14	2.5x14	3x14	4x14	5x14	6x14			
	2x15		3x15						
1.5x16	2x16	2.5x16	3x16	4x16	5x16	6x16	8x16		
1.5x18	2x18	2.5x18	3x18	4x18	5x18	6x18	8x18		
1.5x20	2x20	2.5x20	3x20	4x20	5x20	6x20	8x20	10x20	12x20
1.5x22	2x22	2.5x22	3x22	4x22	5x22	6x22	8x22	10x22	
1.5x24	2x24	2.5x24	3x24	4x24	5x24	6x24	8x24	10x24	12x24
1.5x25	2x25	2.5x25	3x25	4x25	5x25	6x25	8x25	10x25	12x25
1.5x26	2x26	2.5x26	3x26	4x26	5x26	6x26	8x26	10x26	12x26
		2.5x28	3x28	4x28	5x28	6x28	8x28	10x28	
		2.5x30	3x30	4x30	5x30	6x30	8x30	10x30	12x30
		2.5x32	3x32	4x32	5x32	6x32	8x32	10x32	12x32
		2.5x35	3x35	4x35	5x35	6x35	8x35	10x35	12x35
		2.5x36	3x36	4x36	5x36	6x36	8x36	10x36	12x36
		2.5x40	3x40	4x40	5x40	6x40	8x40	10x40	12x40
			3x45	4x45	5x45	6x45	8x45	10x45	12x45
			3x50	4x50	5x50	6x50	8x50	10x50	12x50
					5x55	6x55	8x55	10x55	12x55
						6x60	8x60	10x60	12x60
						6x65	8x65	10x65	12x65
						6x70	8x70	10x70	12x70
						6x75	8x75	10x75	12x75
						6x80	8x80	10x80	12x80
						6x85	8x85	10x85	12x85
							8x90	10x90	12x90
								10x95	12x95
							8x100	10x100	12x100
									12x110
									12x120

Ordering Example:

RP 3x6
 RP = DIN 1481 Rolled Pin
 3 = Ø3 mm diameter
 6 = 6 mm long

Rolled Pins DIN 1481

Stainless Steel



Material Stainless Steel Hardness: HRC 42-51

Diameter								
Ø 1.5	Ø 2	Ø 2.5	Ø 3	Ø 4	Ø 5	Ø 6	Ø 8	Ø 10
1.5x6	2x6	2.5x6	3x6	4x6				
1.5x8	2x8	2.5x8	3x8	4x8				
1.5x10	2x10	2.5x10	3x10	4x10	5x10			
1.5x12	2x12	2.5x12	3x12	4x12	5x12	6x12		
1.5x14	2x14	2.5x14	3x14	4x14	5x14	6x14		
	2x15		3x15	4x15				
1.5x16	2x16	2.5x16	3x16	4x16	5x16	6x16		
1.5x18	2x18	2.5x18	3x18	4x18	5x18	6x18		
1.5x20	2x20	2.5x20	3x20	4x20	5x20	6x20	8x20	
1.5x22	2x22	2.5x22	3x22	4x22	5x22	6x22	8x22	
1.5x24	2x24	2.5x24	3x24	4x24	5x24	6x24	8x24	
1.5x25	2x25	2.5x25	3x25	4x25	5x25	6x25	8x25	
1.5x26	2x26	2.5x26	3x26	4x26	5x26	6x26	8x26	
		2.5x28	3x28	4x28	5x28	6x28	8x28	
		2.5x30	3x30	4x30	5x30	6x30	8x30	
		2.5x32	3x32	4x32	5x32	6x32	8x32	
		2.5x35	3x35	4x35	5x35	6x35	8x35	
		2.5x36	3x36	4x36	5x36	6x36	8x36	
		2.5x40	3x40	4x40	5x40	6x40	8x40	
			3x45	4x45	5x45	6x45	8x45	
			3x50	4x50	5x50	6x50	8x50	
						6x55	8x55	
						6x60	8x60	
						6x65	8x65	
						6x70	8x70	
						6x75	8x75	
						6x80	8x80	
								10x85
								10x90

Ordering Example:

RP 3x6 SS

RP = DIN 1481 Rolled Pin

3 = Ø3 mm diameter

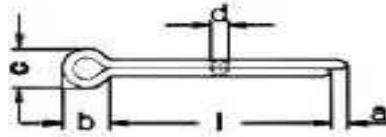
6 = 6 mm long

SS = Stainless Steel

Cotter (Split) Pins

DIN 94/ISO 1234

Material: Carbon Steel
Finish: Zinc Plated



All Dimensions in mm

Diameter	0.8	1.0	1.2	1.6	2.0	2.5	3.2	4.0	5.0	6.3	8.0	10.0	13.0
a max.	1.6	1.6	2.5	2.5	2.5	2.5	3.2	4	4	4	4	6.3	6.3
b	2.4	3	3	3.2	4	5	6.4	8	10	12.6	16	20	26
c min.	1.2	1.6	1.7	2.4	3.2	4	5.1	6.5	8	10.3	13.1	16.6	21.7
c max.	1.4	1.8	2	2.8	3.6	4.6	5.8	7.4	9.2	11.8	15	19	24.8
Length (mm)													
6													
8													
10		X		X	X								
12		X		X	X								
14		X		X	X	X							
16		X		X	X	X	X						
18		X		X	X	X	X						
20		X		X	X	X	X	X	X				
22				X	X	X	X	X	X				
25				X	X	X	X	X	X	X			
28				X	X	X	X	X	X	X			
32				X	X	X	X	X	X	X			
36				X	X	X	X	X	X	X			
40				X	X	X	X	X	X	X			
45				X	X	X	X	X	X	X	X		
50					X	X	X	X	X	X	X		
56					X	X	X	X	X	X	X	X	X
63						X	X	X	X	X	X	X	X
71							X	X	X	X	X	X	X
80								X	X	X	X	X	X
90								X	X	X	X	X	X
100									X	X	X	X	X
112										X	X	X	X
125											X	X	X
140												X	X
160													X
180													X
200													X

Note: X = Standard Item

Ordering Example:

CP 4X25

CP = DIN/ISO 1234 Cotter Pin

4 = Ø4 mm diameter

25 = 25 mm long



American Me

GROUP: 063

GROUP: 063

1-063 - 060220