

Metric V-Belts

	Top Belt Width	Pitch Width	Bottom Belt Width	Belt Height	Pitch Height	Outside Length L_a		Pitch Length L_w	Inside Length L_i		Weight kg/m
Heavy-Duty Cogged Raw Edge V-Belt DIN 7753 Part 1 Group 038											
XPZ	10	8.5	4.5	8	2	$L_a=L_w+13$	$L_a=L_i+51$	Nominal Length	$L_i=L_w-38$	$L_i=L_a-51$	0.072
XPA	13	11	6.8	9	2.8	$L_a=L_w+18$	$L_a=L_i+63$		$L_i=L_w-39$	$L_i=L_a-63$	0.112
XPB	16.3	14	7.3	13	3.5	$L_a=L_w+22$	$L_a=L_i+82$		$L_i=L_w-60$	$L_i=L_a-82$	0.192
XPC	22	19	10.3	17	4.8	$L_a=L_w+30$	$L_a=L_i+113$		$L_i=L_w-77$	$L_i=L_a-113$	0.370
Narrow-Section Wrapped V-Belt DIN 7753 Part 1 Group 032											
SPZ *	9.7	8.5	4	8	2	$L_a=L_w+13$	$L_a=L_i+51$	Nominal Length	$L_i=L_w-38$	$L_i=L_a-51$	0.073
SPA	12.7	11	5.6	10	2.8	$L_a=L_w+18$	$L_a=L_i+63$		$L_i=L_w-45$	$L_i=L_a-63$	0.100
SPB *	16.3	14	7.1	13	3.5	$L_a=L_w+22$	$L_a=L_i+82$		$L_i=L_w-60$	$L_i=L_a-82$	0.178
19/-	18.6	16	8	15	4	$L_a=L_w+25$	$L_a=L_i+94$		$L_i=L_w-69$	$L_i=L_a-94$	0.360
SPC	22	19	9.3	18	4.8	$L_a=L_w+30$	$L_a=L_i+113$		$L_i=L_w-83$	$L_i=L_a-113$	0.380
Classical-Section Raw Edge V-Belt DIN 2215 Group 039											
5/-	5	4.2	2.9	3	1.3	$L_a=L_w+8$	$L_a=L_i+19$	Nominal Length	$L_w=L_i+11$	$L_w=L_a-8$	0.015
6/Y	6	5.3	3.2	4	1.6	$L_a=L_w+10$	$L_a=L_i+25$		$L_w=L_i+15$	$L_w=L_a-10$	0.023
8/-	8	6.7	4.6	5	2	$L_a=L_w+12$	$L_a=L_i+31$		$L_w=L_i+19$	$L_w=L_a-12$	0.041
10/Z	10	8.5	5.9	6	2.5	$L_a=L_w+16$	$L_a=L_i+38$		$L_w=L_i+22$	$L_w=L_a-16$	0.060
13/A	13	11	7.5	8	3.3	$L_a=L_w+20$	$L_a=L_i+50$		$L_w=L_i+30$	$L_w=L_a-20$	0.105
Classical-Section Wrapped V-Belt DIN 2215 Group 036											
8/-	8	6.7	4.6	5	2	$L_a=L_w+12$	$L_a=L_i+31$	Nominal Length	$L_w=L_i+19$	$L_w=L_a-12$	0.040
10/Z	10	8.5	5.9	6	2.5	$L_a=L_w+16$	$L_a=L_i+38$		$L_w=L_i+22$	$L_w=L_a-16$	0.060
13/A	13	11	7.5	8	3.3	$L_a=L_w+20$	$L_a=L_i+50$		$L_w=L_i+30$	$L_w=L_a-20$	0.105
17/B	17	14	9.4	11	4.2	$L_a=L_w+26$	$L_a=L_i+69$		$L_w=L_i+43$	$L_w=L_a-26$	0.170
20/-	20	17	11.4	12.5	4.8	$L_a=L_w+31$	$L_a=L_i+79$		$L_w=L_i+48$	$L_w=L_a-31$	0.240
22/C	22	19	12.4	14	5.7	$L_a=L_w+36$	$L_a=L_i+88$		$L_w=L_i+52$	$L_w=L_a-36$	0.300
25/-	25	21	14	16	6.3	$L_a=L_w+40$	$L_a=L_i+101$		$L_w=L_i+61$	$L_w=L_a-40$	0.430
32/D	32	27	18.3	20	8.1	$L_a=L_w+51$	$L_a=L_i+126$		$L_w=L_i+75$	$L_w=L_a-51$	0.630
40/E	40	32	22.8	25	12	$L_a=L_w+75$	$L_a=L_i+157$		$L_w=L_i+82$	$L_w=L_a-75$	0.970

"X" Series Belts (i.e. "X8" OR "XPZ")

Group 039

PROFILE 5								
X5 160	X5 260	X5 300	X5 335	X5 358	X5 425	X5 471	X5 530	
X5 185	X5 265	X5 303	X5 340	X5 375	X5 435	X5 475	X5 554	
X5 190	X5 270	X5 315	X5 345	X5 400	X5 441	X5 495	X5 560	
X5 229	X5 280	X5 322	X5 350	X5 406	X5 450	X5 500	X5 600	
X5 236	X5 287	X5 330	X5 352	X5 420	X5 465	X5 514		

PROFILE 6								
X6 240	X6 270	X6 320	X6 350	X6 380	X6 500	X6 560	X6 850	
X6 250	X6 280	X6 330	X6 352	X6 400	X6 530	X6 580	X6 900	
X6 260	X6 300	X6 335	X6 372	X6 425	X6 540	X6 600		
X6 265	X6 315	X6 339	X6 375	X6 450	X6 550	X6 640		

Ordering Example: X5 160 X5 Profile 160 ... Inside Length (mm)
Some sizes are available in raw edge cogged construction. Some available in raw edge only.

*Also suitable for 3 V/5 V-pulley drives.

Metric V-Belts

PROFILE 8

8X 495	8X 680	8X 800	8X 900	8X 1075	8X 1400
8X 580	8X 700	8X 825	8X 950	8X 1115	8X 1500
8X 600	8X 710	8X 830	8X 1000	8X 1120	8X 1600
8X 630	8X 750	8X 850	8X 1020	8X 1200	
8X 670	8X 760	8X 875	8X 1050	8X 1250	

PROFILE 10

10X 575	10X 775	10X 975	10X 1100	10X 1270	10X 1422	10X 1675	10X 1975
10X 580	10X 800	10X 980	10X 1105	10X 1275	10X 1450	10X 1680	10X 2000
10X 600	10X 820	10X 1000	10X 1120	10X 1295	10X 1475	10X 1700	10X 2032
10X 630	10X 825	10X 1016	10X 1133	10X 1300	10X 1500	10X 1725	10X 2080
10X 670	10X 850	10X 1020	10X 1150	10X 1320	10X 1525	10X 1750	10X 2120
10X 710	10X 865	10X 1030	10X 1165	10X 1346	10X 1550	10X 1780	10X 2240
10X 725	10X 875	10X 1041	10X 1180	10X 1350	10X 1575	10X 1800	10X 2290
10X 730	10X 900	10X 1050	10X 1215	10X 1370	10X 1600	10X 1830	10X 2360
10X 750	10X 925	10X 1060	10X 1225	10X 1371	10X 1626	10X 1850	10X 2500
10X 765	10X 950	10X 1080	10X 1250	10X 1400	10X 1650	10X 1900	10X 3710

PROFILE 13

13X 480	13X 850	13X 1100	13X 1350	13X 1725	13X 2100	13X 2438	13X 3150
13X 575	13X 875	13X 1105	13X 1375	13X 1750	13X 2120	13X 2475	13X 3250
13X 600	13X 889	13X 1110	13X 1400	13X 1775	13X 2134	13X 2500	13X 3302
13X 610	13X 900	13X 1120	13X 1422	13X 1780	13X 2150	13X 2540	13X 3350
13X 630	13X 925	13X 1150	13X 1425	13X 1800	13X 2160	13X 2550	13X 3454
13X 650	13X 950	13X 1168	13X 1440	13X 1825	13X 2200	13X 2591	13X 3550
13X 670	13X 965	13X 1180	13X 1450	13X 1850	13X 2210	13X 2650	13X 3650
13X 710	13X 975	13X 1200	13X 1475	13X 1854	13X 2240	13X 2667	13X 3750
13X 725	13X 1000	13X 1215	13X 1500	13X 1880	13X 2261	13X 2685	13X 3912
13X 730	13X 1016	13X 1220	13X 1525	13X 1900	13X 2285	13X 2700	13X 4000
13X 750	13X 1030	13X 1225	13X 1550	13X 1956	13X 2300	13X 2725	13X 4100
13X 767	13X 1040	13X 1240	13X 1575	13X 1980	13X 2311	13X 2743	13X 4250
13X 775	13X 1041	13X 1250	13X 1600	13X 2000	13X 2337	13X 2800	13X 4470
13X 780	13X 1050	13X 1270	13X 1625	13X 2010	13X 2360	13X 2840	13X 4500
13X 800	13X 1060	13X 1275	13X 1650	13X 2030	13X 2388	13X 2860	13X 5000
13X 825	13X 1075	13X 1300	13X 1675	13X 2057	13X 2413	13X 3000	13X 6555
13X 841	13X 1090	13X 1320	13X 1700	13X 2060	13X 2435	13X 3050	

PROFILE 17

17X 570	17X 975	17X 1320	17X 1750	17X 2184	17X 2820	17X 3950	17X 6045
17X 630	17X 1000	17X 1335	17X 1760	17X 2200	17X 2840	17X 4000	17X 6096
17X 650	17X 1016	17X 1350	17X 1761	17X 2240	17X 2845	17X 4100	17X 6300
17X 670	17X 1030	17X 1360	17X 1775	17X 2260	17X 2900	17X 4200	17X 6500
17X 686	17X 1040	17X 1372	17X 1785	17X 2261	17X 2950	17X 4250	17X 6700
17X 710	17X 1050	17X 1400	17X 1800	17X 2286	17X 3000	17X 4267	17X 6985
17X 725	17X 1060	17X 1422	17X 1825	17X 2300	17X 3035	17X 4394	17X 7000
17X 750	17X 1070	17X 1425	17X 1829	17X 2332	17X 3048	17X 4450	17X 7100
17X 762	17X 1075	17X 1450	17X 1850	17X 2360	17X 3050	17X 4500	17X 7300
17X 775	17X 1090	17X 1473	17X 1880	17X 2400	17X 3099	17X 4555	17X 8180
17X 800	17X 1100	17X 1475	17X 1900	17X 2450	17X 3100	17X 4572	17X 8375
17X 825	17X 1120	17X 1500	17X 1915	17X 2465	17X 3150	17X 4750	17X 8382
17X 836	17X 1150	17X 1502	17X 1930	17X 2485	17X 3200	17X 4877	17X 8636
17X 838	17X 1163	17X 1525	17X 1950	17X 2500	17X 3250	17X 4900	17X 8763
17X 840	17X 1175	17X 1550	17X 1981	17X 2515	17X 3350	17X 4953	17X 10560
17X 850	17X 1180	17X 1575	17X 2000	17X 2540	17X 3450	17X 5000	17X 12580
17X 875	17X 1200	17X 1600	17X 2030	17X 2550	17X 3550	17X 5100	
17X 889	17X 1215	17X 1625	17X 2060	17X 2600	17X 3600	17X 5300	
17X 900	17X 1225	17X 1650	17X 2083	17X 2650	17X 3658	17X 5500	
17X 925	17X 1250	17X 1675	17X 2100	17X 2700	17X 3700	17X 5600	
17X 950	17X 1275	17X 1700	17X 2120	17X 2750	17X 3750	17X 5740	
17X 965	17X 1300	17X 1725	17X 2160	17X 2800	17X 3850	17X 6000	

PROFILE 20

20X 850	20X 1150	20X 1425	20X 1750	20X 2120	20X 3000	20X 4500	20X 6800
20X 900	20X 1180	20X 1450	20X 1775	20X 2200	20X 3150	20X 4750	20X 7100
20X 925	20X 1200	20X 1500	20X 1800	20X 2240	20X 3250	20X 5000	20X 7500
20X 950	20X 1215	20X 1525	20X 1875	20X 2275	20X 3350	20X 5300	20X 8000
20X 975	20X 1250	20X 1565	20X 1900	20X 2360	20X 3450	20X 5360	20X 9000
20X 1000	20X 1275	20X 1575	20X 1925	20X 2500	20X 3550	20X 5500	
20X 1030	20X 1300	20X 1600	20X 1950	20X 2600	20X 3750	20X 5600	
20X 1060	20X 1320	20X 1650	20X 2000	20X 2650	20X 3850	20X 6000	
20X 1090	20X 1350	20X 1660	20X 2050	20X 2675	20X 4000	20X 6300	
20X 1120	20X 1400	20X 1700	20X 2060	20X 2800	20X 4250	20X 6700	

Ordering Example: 8X 630 8X Profile 630 Inside Length (mm)



Metric V-Belts

PROFILE 22

22X 1090	22X 1574	22X 2060	22X 2464	22X 2921	22X 3650	22X 4572	22X 6096
22X 1180	22X 1600	22X 2083	22X 2500	22X 2950	22X 3658	22X 4699	22X 6300
22X 1200	22X 1650	22X 2108	22X 2525	22X 2965	22X 3700	22X 4750	22X 6350
22X 1215	22X 1675	22X 2120	22X 2540	22X 3000	22X 3750	22X 4826	22X 6700
22X 1220	22X 1676	22X 2134	22X 2560	22X 3030	22X 3810	22X 4953	22X 6807
22X 1250	22X 1700	22X 2135	22X 2591	22X 3048	22X 3850	22X 5000	22X 6858
22X 1270	22X 1750	22X 2150	22X 2616	22X 3050	22X 3912	22X 5131	22X 7010
22X 1295	22X 1778	22X 2159	22X 2625	22X 3099	22X 4000	22X 5182	22X 7100
22X 1320	22X 1800	22X 2184	22X 2642	22X 3150	22X 4020	22X 5300	22X 7500
22X 1350	22X 1829	22X 2200	22X 2650	22X 3200	22X 4064	22X 5334	22X 7569
22X 1375	22X 1854	22X 2210	22X 2667	22X 3250	22X 4100	22X 5500	22X 7620
22X 1380	22X 1880	22X 2240	22X 2670	22X 3302	22X 4115	22X 5600	22X 7650
22X 1400	22X 1900	22X 2261	22X 2692	22X 3350	22X 4120	22X 5639	22X 8000
22X 1425	22X 1930	22X 2286	22X 2750	22X 3400	22X 4216	22X 5690	22X 8765
22X 1450	22X 1956	22X 2337	22X 2800	22X 3404	22X 4250	22X 5700	22X 9144
22X 1475	22X 1981	22X 2360	22X 2819	22X 3450	22X 4300	22X 5715	
22X 1500	22X 2000	22X 2388	22X 2840	22X 3454	22X 4390	22X 5791	
22X 1524	22X 2032	22X 2413	22X 2845	22X 3505	22X 4394	22X 5800	
22X 1525	22X 2050	22X 2438	22X 2896	22X 3550	22X 4500	22X 6000	
22X 1550	22X 2057	22X 2450	22X 2900	22X 3607	22X 4540	22X 6045	

PROFILE 25

25X 1250	25X 1600	25X 2120	22X 2540	25X 3250	25X 4100	25X 6000	25X 8500
25X 1300	25X 1700	25X 2200	25X 2620	25X 3350	25X 4250	25X 6300	25X 9000
25X 1350	25X 1800	25X 2240	25X 2650	25X 3400	25X 4450	25X 6500	25X 9500
25X 1400	25X 1850	25X 2325	25X 2700	25X 3550	25X 4500	25X 6700	25X 10000
25X 1450	25X 1900	25X 2360	25X 2800	25X 3650	25X 4750	25X 7100	25X 11200
25X 1500	25X 1950	25X 2415	25X 2950	25X 3750	25X 5000	25X 7200	
25X 1560	25X 2000	25X 2450	25X 3000	25X 3950	25X 5300	25X 7500	
25X 1575	25X 2050	25X 2500	25X 3150	25X 4000	25X 5600	25X 8000	

PROFILE 32

32X 2000	32X 3048	32X 3750	32X 4500	32X 5300	32X 6300	32X 8042	32X 10617
32X 2120	32X 3150	32X 3810	32X 4572	32X 5330	32X 6700	32X 8382	32X 10700
32X 2240	32X 3250	32X 3910	32X 4620	32X 5334	32X 6807	32X 8500	32X 11200
32X 2360	32X 3251	32X 3925	32X 4625	32X 5600	32X 6858	32X 8760	32X 12141
32X 2500	32X 3350	32X 3940	32X 4750	32X 5715	32X 7100	32X 9000	32X 12500
32X 2575	32X 3425	32X 4000	32X 4826	32X 5791	32X 7417	32X 9093	32X 13460
32X 2650	32X 3450	32X 4075	32X 4953	32X 5850	32X 7500	32X 9500	
32X 2670	32X 3454	32X 4115	32X 5000	32X 6000	32X 7569	32X 9754	
32X 2800	32X 3550	32X 4250	32X 5182	32X 6045	32X 7620	32X 9906	
32X 3000	32X 3658	32X 4394	32X 5258	32X 6096	32X 8000	32X 10000	

PROFILE 40

40X 3000	40X 4000	40X 5600	40X 6300	40X 7500	40X 9000	40X 11200
40X 3350	40X 5000	40X 6000	40X 7100	40X 8000	40X 10000	40X 12500

DOUBLE SECTIONS

13X10 2000	13X10 3920	17X13 2650	17X13 3150	17X13 3658	17X13 4750	22X17 3310	22X17 5340
13X10 2032	17X13 1980	17X13 2740	17X13 3250	17X13 3730	17X13 5000	22X17 3765	22X17 5750
13X10 2370	17X13 2180	17X13 2800	17X13 3280	17X13 3750	17X13 5639	22X17 4000	22X22 5180
13X10 2500	17X13 2300	17X13 2850	17X13 3325	17X13 4010	17X13 6900	22X17 4216	22X22 5220
13X10 2650	17X13 2370	17X13 2900	17X13 3390	17X13 4040	22X17 2280	22X17 4300	22X22 5850
13X10 2667	17X13 2500	17X13 2920	17X13 3450	17X13 4200	22X17 2500	22X17 4500	22X22 6270
13X10 2800	17X13 2540	17X13 3000	17X13 3500	17X13 4470	22X17 2800	22X17 5000	32X25 3000
13X10 3300	17X13 2600	17X13 3030	17X13 3550	17X13 4500	22X17 3200	22X17 5300	35X25 4145

Ordering Example: 22X1090 22X----- Profile 1090 ----- Inside Length (mm)

PROFILE 19

19X 1175	19X 1750	19X 2120	19X 2475	19X 2825	19X 3525	19X 3975	19X 4750
19X 1200	19X 1775	19X 2175	19X 2500	19X 2845	19X 3550	19X 4000	19X 5000
19X 1400	19X 1800	19X 2240	19X 2575	19X 2875	19X 3575	19X 4025	19X 5300
19X 1475	19X 1875	19X 2275	19X 2625	19X 3000	19X 3600	19X 4075	19X 5600
19X 1575	19X 1900	19X 2325	19X 2650	19X 3075	19X 3675	19X 4250	19X 6000
19X 1600	19X 1975	19X 2360	19X 2675	19X 3150	19X 3750	19X 4375	
19X 1675	19X 2000	19X 2375	19X 2775	19X 3175	19X 3775	19X 4475	
19X 1700	19X 2075	19X 2425	19X 2800	19X 3350	19X 3900	19X 4500	

Ordering Example: 19X1175 19X----- Profile 1175 ----- Pitch Length (mm)

Metric V-Belts

PROFILE SPZ

SPZ 487	SPZ 762	SPZ 967	SPZ 1150	SPZ 1347	SPZ 1612	SPZ 1962	SPZ 2500
SPZ 512	SPZ 772	SPZ 970	SPZ 1162	SPZ 1360	SPZ 1632	SPZ 1987	SPZ 2540
SPZ 562	SPZ 787	SPZ 975	SPZ 1171	SPZ 1362	SPZ 1637	SPZ 2000	SPZ 2637
SPZ 587	SPZ 800	SPZ 987	SPZ 1180	SPZ 1387	SPZ 1650	SPZ 2030	SPZ 2650
SPZ 612	SPZ 812	SPZ 990	SPZ 1187	SPZ 1400	SPZ 1662	SPZ 2037	SPZ 2690
SPZ 630	SPZ 825	SPZ 994	SPZ 1200	SPZ 1412	SPZ 1687	SPZ 2062	SPZ 2750
SPZ 637	SPZ 837	SPZ 1000	SPZ 1202	SPZ 1420	SPZ 1700	SPZ 2087	SPZ 2800
SPZ 662	SPZ 850	SPZ 1012	SPZ 1212	SPZ 1437	SPZ 1737	SPZ 2120	SPZ 2840
SPZ 670	SPZ 862	SPZ 1024	SPZ 1220	SPZ 1450	SPZ 1750	SPZ 2137	SPZ 3000
SPZ 672	SPZ 875	SPZ 1030	SPZ 1222	SPZ 1462	SPZ 1762	SPZ 2160	SPZ 3150
SPZ 677	SPZ 887	SPZ 1037	SPZ 1237	SPZ 1470	SPZ 1787	SPZ 2180	SPZ 3170
SPZ 687	SPZ 900	SPZ 1047	SPZ 1250	SPZ 1487	SPZ 1800	SPZ 2187	SPZ 3250
SPZ 697	SPZ 912	SPZ 1060	SPZ 1262	SPZ 1500	SPZ 1812	SPZ 2240	SPZ 3350
SPZ 710	SPZ 922	SPZ 1077	SPZ 1270	SPZ 1512	SPZ 1837	SPZ 2262	SPZ 3550
SPZ 722	SPZ 925	SPZ 1087	SPZ 1280	SPZ 1520	SPZ 1850	SPZ 2280	
SPZ 730	SPZ 927	SPZ 1090	SPZ 1287	SPZ 1527	SPZ 1862	SPZ 2287	
SPZ 737	SPZ 937	SPZ 1112	SPZ 1312	SPZ 1537	SPZ 1887	SPZ 2300	
SPZ 750	SPZ 947	SPZ 1120	SPZ 1320	SPZ 1550	SPZ 1900	SPZ 2360	
SPZ 754	SPZ 950	SPZ 1127	SPZ 1330	SPZ 1562	SPZ 1937	SPZ 2410	
SPZ 758	SPZ 957	SPZ 1137	SPZ 1337	SPZ 1587	SPZ 1950	SPZ 2437	
SPZ 760	SPZ 962	SPZ 1147	SPZ 1340	SPZ 1600	SPZ 1957	SPZ 2487	

PROFILE SPA

SPA 647	SPA 1007	SPA 1257	SPA 1507	SPA 1832	SPA 2207	SPA 2682	SPA 3482
SPA 657	SPA 1030	SPA 1272	SPA 1525	SPA 1850	SPA 2227	SPA 2720	SPA 3550
SPA 707	SPA 1032	SPA 1280	SPA 1532	SPA 1857	SPA 2232	SPA 2732	SPA 3650
SPA 732	SPA 1042	SPA 1282	SPA 1550	SPA 1882	SPA 2240	SPA 2782	SPA 3750
SPA 757	SPA 1057	SPA 1300	SPA 1557	SPA 1900	SPA 2282	SPA 2800	SPA 3882
SPA 782	SPA 1060	SPA 1307	SPA 1582	SPA 1907	SPA 2300	SPA 2832	SPA 4000
SPA 800	SPA 1082	SPA 1320	SPA 1600	SPA 1925	SPA 2307	SPA 2847	SPA 4250
SPA 807	SPA 1090	SPA 1332	SPA 1607	SPA 1932	SPA 2332	SPA 2882	SPA 4500
SPA 832	SPA 1100	SPA 1337	SPA 1632	SPA 1950	SPA 2357	SPA 2900	SPA 4830
SPA 850	SPA 1107	SPA 1357	SPA 1650	SPA 1957	SPA 2360	SPA 2932	SPA 5300
SPA 857	SPA 1120	SPA 1360	SPA 1657	SPA 1962	SPA 2382	SPA 2982	
SPA 862	SPA 1127	SPA 1367	SPA 1675	SPA 1982	SPA 2430	SPA 3000	
SPA 882	SPA 1132	SPA 1375	SPA 1682	SPA 2000	SPA 2432	SPA 3032	
SPA 900	SPA 1150	SPA 1382	SPA 1700	SPA 2032	SPA 2475	SPA 3070	
SPA 907	SPA 1157	SPA 1400	SPA 1707	SPA 2057	SPA 2482	SPA 3082	
SPA 925	SPA 1175	SPA 1407	SPA 1725	SPA 2060	SPA 2500	SPA 3150	
SPA 932	SPA 1180	SPA 1425	SPA 1732	SPA 2082	SPA 2532	SPA 3182	
SPA 950	SPA 1207	SPA 1432	SPA 1750	SPA 2120	SPA 2580	SPA 3250	
SPA 957	SPA 1220	SPA 1450	SPA 1757	SPA 2132	SPA 2582	SPA 3282	
SPA 967	SPA 1225	SPA 1457	SPA 1782	SPA 2150	SPA 2607	SPA 3350	
SPA 982	SPA 1232	SPA 1482	SPA 1800	SPA 2180	SPA 2632	SPA 3382	
SPA 1000	SPA 1250	SPA 1500	SPA 1807	SPA 2182	SPA 2650	SPA 3450	

PROFILE SPB

SPB 1250	SPB 1650	SPB 2060	SPB 2360	SPB 2690	SPB 3350	SPB 4310	SPB 5340
SPB 1320	SPB 1700	SPB 2098	SPB 2391	SPB 2720	SPB 3450	SPB 4370	SPB 5600
SPB 1340	SPB 1778	SPB 2120	SPB 2410	SPB 2800	SPB 3550	SPB 4500	SPB 5680
SPB 1400	SPB 1800	SPB 2140	SPB 2430	SPB 2840	SPB 3650	SPB 4560	SPB 6000
SPB 1410	SPB 1850	SPB 2150	SPB 2500	SPB 2900	SPB 3750	SPB 4750	SPB 6300
SPB 1450	SPB 1860	SPB 2180	SPB 2518	SPB 3000	SPB 3800	SPB 4820	SPB 6340
SPB 1472	SPB 1885	SPB 2240	SPB 2530	SPB 3150	SPB 3870	SPB 4842	SPB 6500
SPB 1500	SPB 1900	SPB 2264	SPB 2580	SPB 3170	SPB 3970	SPB 5000	SPB 6700
SPB 1550	SPB 1950	SPB 2280	SPB 2600	SPB 3250	SPB 4000	SPB 5058	SPB 7100
SPB 1590	SPB 2000	SPB 2300	SPB 2650	SPB 3320	SPB 4060	SPB 5070	SPB 7500
SPB 1600	SPB 2020	SPB 2310	SPB 2680	SPB 3340	SPB 4250	SPB 5300	SPB 8000

PROFILE SPC

SPC 2000	SPC 2650	SPC 3550	SPC 4750	SPC 6300	SPC 8500	SPC 11200
SPC 2120	SPC 2800	SPC 3750	SPC 5000	SPC 6700	SPC 9000	SPC 12000
SPC 2240	SPC 3000	SPC 4000	SPC 5300	SPC 7100	SPC 9500	SPC 12250
SPC 2360	SPC 3150	SPC 4250	SPC 5600	SPC 7500	SPC 10000	SPC 12500
SPC 2500	SPC 3350	SPC 4500	SPC 6000	SPC 8000	SPC 10600	

Ordering Example: SPZ 487 SPZ..... Profile 487..... Pitch Length (mm)



Heavy-Duty Raw Edge Cogged Metric V-Belts

PROFILE XPZ

XPZ 587	XPZ 722	XPZ 860	XPZ 952	XPZ 1077	XPZ 1262	XPZ 1480	XPZ 1800
XPZ 590	XPZ 730	XPZ 862	XPZ 957	XPZ 1087	XPZ 1280	XPZ 1487	XPZ 1850
XPZ 600	XPZ 737	XPZ 875	XPZ 960	XPZ 1090	XPZ 1287	XPZ 1500	XPZ 1862
XPZ 604	XPZ 750	XPZ 880	XPZ 962	XPZ 1112	XPZ 1300	XPZ 1512	XPZ 1900
XPZ 610	XPZ 760	XPZ 887	XPZ 967	XPZ 1120	XPZ 1312	XPZ 1530	XPZ 1950
XPZ 612	XPZ 762	XPZ 892	XPZ 980	XPZ 1137	XPZ 1320	XPZ 1537	XPZ 2000
XPZ 630	XPZ 772	XPZ 897	XPZ 982	XPZ 1140	XPZ 1327	XPZ 1550	XPZ 2120
XPZ 637	XPZ 777	XPZ 900	XPZ 987	XPZ 1150	XPZ 1337	XPZ 1562	XPZ 2240
XPZ 640	XPZ 780	XPZ 905	XPZ 992	XPZ 1162	XPZ 1340	XPZ 1580	XPZ 2360
XPZ 660	XPZ 787	XPZ 907	XPZ 994	XPZ 1171	XPZ 1360	XPZ 1587	XPZ 2500
XPZ 662	XPZ 800	XPZ 910	XPZ 1000	XPZ 1177	XPZ 1362	XPZ 1600	XPZ 2650
XPZ 670	XPZ 812	XPZ 912	XPZ 1012	XPZ 1180	XPZ 1380	XPZ 1612	XPZ 2800
XPZ 672	XPZ 820	XPZ 922	XPZ 1017	XPZ 1187	XPZ 1387	XPZ 1630	XPZ 3000
XPZ 677	XPZ 825	XPZ 925	XPZ 1030	XPZ 1202	XPZ 1400	XPZ 1650	XPZ 3150
XPZ 682	XPZ 830	XPZ 927	XPZ 1037	XPZ 1210	XPZ 1412	XPZ 1662	XPZ 3350
XPZ 687	XPZ 837	XPZ 930	XPZ 1047	XPZ 1212	XPZ 1430	XPZ 1680	XPZ 3550
XPZ 690	XPZ 850	XPZ 937	XPZ 1057	XPZ 1230	XPZ 1437	XPZ 1700	
XPZ 697	XPZ 851	XPZ 947	XPZ 1060	XPZ 1237	XPZ 1450	XPZ 1750	
XPZ 710	XPZ 852	XPZ 950	XPZ 1062	XPZ 1250	XPZ 1462	XPZ 1762	

PROFILE XPA

XPA 590	XPA 772	XPA 882	XPA 1000	XPA 1157	XPA 1357	XPA 1557	XPA 1950
XPA 610	XPA 780	XPA 892	XPA 1007	XPA 1180	XPA 1360	XPA 1580	XPA 2000
XPA 630	XPA 782	XPA 897	XPA 1012	XPA 1182	XPA 1380	XPA 1582	XPA 2082
XPA 640	XPA 800	XPA 900	XPA 1030	XPA 1207	XPA 1382	XPA 1600	XPA 2120
XPA 647	XPA 807	XPA 907	XPA 1032	XPA 1210	XPA 1400	XPA 1607	XPA 2240
XPA 660	XPA 812	XPA 910	XPA 1042	XPA 1230	XPA 1407	XPA 1630	XPA 2360
XPA 670	XPA 817	XPA 912	XPA 1057	XPA 1232	XPA 1430	XPA 1632	XPA 2500
XPA 682	XPA 820	XPA 922	XPA 1060	XPA 1250	XPA 1432	XPA 1650	XPA 2650
XPA 690	XPA 822	XPA 930	XPA 1082	XPA 1257	XPA 1450	XPA 1680	XPA 2800
XPA 710	XPA 830	XPA 932	XPA 1090	XPA 1272	XPA 1457	XPA 1700	XPA 3000
XPA 730	XPA 832	XPA 937	XPA 1100	XPA 1280	XPA 1480	XPA 1750	XPA 3150
XPA 732	XPA 850	XPA 950	XPA 1107	XPA 1282	XPA 1482	XPA 1757	XPA 3350
XPA 750	XPA 857	XPA 957	XPA 1120	XPA 1300	XPA 1500	XPA 1782	XPA 3550
XPA 757	XPA 860	XPA 960	XPA 1127	XPA 1307	XPA 1507	XPA 1800	
XPA 760	XPA 862	XPA 962	XPA 1132	XPA 1320	XPA 1530	XPA 1850	
XPA 762	XPA 872	XPA 980	XPA 1140	XPA 1332	XPA 1532	XPA 1882	
XPA 767	XPA 880	XPA 982	XPA 1150	XPA 1340	XPA 1550	XPA 1900	

PROFILE XPB

XPB 1250	XPB 1500	XPB 1800	XPB 2120	XPB 2500	XPB 3000	XPB 3550
XPB 1320	XPB 1600	XPB 1900	XPB 2240	XPB 2650	XPB 3150	
XPB 1400	XPB 1700	XPB 2000	XPB 2360	XPB 2800	XPB 3350	

PROFILE XPC

XPC 2000	XPC 2240	XPC 2500	XPC 2800	XPC 3150	XPC 3550
XPC 2120	XPC 2360	XPC 2650	XPC 3000	XPC 3350	

Ordering Example: XPZ 587 XPZ Profile 587 Pitch Length (mm)

Some sizes are available in heavy-duty raw edge cogged construction. Some available in heavy-duty raw edge only.

Heavy-Duty Raw Edge Cogged Metric V-Belts

PROFILE X8						
X8 160	X8 335	X8 400	X8 490	X8 575	X8 670	X8 750
X8 280	X8 340	X8 425	X8 495	X8 580	X8 680	X8 775
X8 300	X8 350	X8 430	X8 530	X8 600	X8 700	X8 800
X8 315	X8 355	X8 450	X8 550	X8 630	X8 710	
X8 322	X8 375	X8 475	X8 560	X8 655	X8 717	

PROFILE X10							
X10 290	X10 460	X10 540	X10 660	X10 790	X10 900	X10 1050	X10 1250
X10 315	X10 475	X10 560	X10 670	X10 800	X10 925	X10 1060	X10 1295
X10 375	X10 480	X10 575	X10 680	X10 820	X10 940	X10 1080	X10 1300
X10 380	X10 500	X10 590	X10 710	X10 825	X10 950	X10 1105	
X10 400	X10 515	X10 600	X10 725	X10 840	X10 980	X10 1150	
X10 425	X10 520	X10 615	X10 750	X10 850	X10 1000	X10 1200	
X10 440	X10 525	X10 630	X10 765	X10 865	X10 1025	X10 1215	
X10 450	X10 530	X10 650	X10 772	X10 875	X10 1030	X10 1225	

PROFILE X13							
X13 400	X13 535	X13 690	X13 780	X13 900	X13 1060	X13 1220	X13 1500
X13 407	X13 560	X13 700	X13 787	X13 925	X13 1075	X13 1225	X13 1525
X13 457	X13 580	X13 710	X13 800	X13 950	X13 1090	X13 1350	X13 1550
X13 460	X13 600	X13 725	X13 813	X13 975	X13 1100	X13 1375	
X13 480	X13 630	X13 730	X13 825	X13 1000	X13 1120	X13 1400	
X13 483	X13 650	X13 750	X13 850	X13 1016	X13 1150	X13 1425	
X13 508	X13 655	X13 767	X13 875	X13 1030	X13 1180	X13 1450	
X13 530	X13 670	X13 775	X13 889	X13 1050	X13 1200	X13 1475	

PROFILE X17						
X17 630	X17 762	X17 850	X17 965	X17 1040	X17 1215	X17 1450
X17 670	X17 775	X17 875	X17 975	X17 1060	X17 1300	X17 1475
X17 710	X17 800	X17 900	X17 1000	X17 1075	X17 1350	X17 1500
X17 725	X17 825	X17 925	X17 1016	X17 1163	X17 1400	X17 1525
X17 750	X17 840	X17 950	X17 1030	X17 1180	X17 1425	

Ordering Example: X8 160 X8 Profile 160..... Inside Length (mm)

Some sizes are available in heavy-duty raw edge cogged construction. Some available in heavy-duty raw edge only.

High Temperature "HR" Belts

HR High Temperature Belts, that can stand up to 90 deg C / 194 deg F, can be special ordered in most profiles.

Fire Resistant Anti-Static "FRAS" Belts

FRAS Fire Resistant Anti-static belts, can be special ordered.

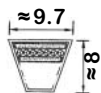
American Petroleum Institute Certified "API" Belts

API American Petroleum Institute Certified "API" Belts, can be special ordered.

Metric Wedged V-Belt

Blue Value Line[®]

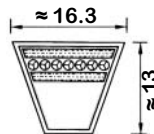
Our Economy Line Belting



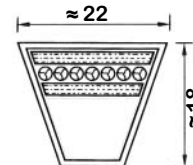
SPZ



SPA



SPB



SPC

SPZ

Part No.	Pitch Length
SPZ 1000 BVL	1,000
SPZ 1012 BVL	1,012
SPZ 1024 BVL	1,024
SPZ 1037 BVL	1,037
SPZ 1047 BVL	1,047
SPZ 1060 BVL	1,060
SPZ 1077 BVL	1,077
SPZ 1087 BVL	1,087
SPZ 1090 BVL	1,090
SPZ 1112 BVL	1,112
SPZ 1120 BVL	1,120
SPZ 1127 BVL	1,127
SPZ 1137 BVL	1,137
SPZ 1147 BVL	1,147
SPZ 1150 BVL	1,150
SPZ 1162 BVL	1,162
SPZ 1171 BVL	1,171
SPZ 1180 BVL	1,180
SPZ 1187 BVL	1,187
SPZ 1202 BVL	1,202
SPZ 1212 BVL	1,212
SPZ 1220 BVL	1,220
SPZ 1222 BVL	1,222
SPZ 1237 BVL	1,237
SPZ 1250 BVL	1,250
SPZ 1262 BVL	1,262
SPZ 1270 BVL	1,270
SPZ 1287 BVL	1,287
SPZ 1312 BVL	1,312
SPZ 1320 BVL	1,320
SPZ 1330 BVL	1,330
SPZ 1337 BVL	1,337
SPZ 1340 BVL	1,340
SPZ 1347 BVL	1,347
SPZ 1362 BVL	1,362
SPZ 1387 BVL	1,387
SPZ 1400 BVL	1,400
SPZ 1412 BVL	1,412
SPZ 1420 BVL	1,420
SPZ 1437 BVL	1,437
SPZ 1450 BVL	1,450
SPZ 1462 BVL	1,462
SPZ 1487 BVL	1,487
SPZ 1500 BVL	1,500
SPZ 1512 BVL	1,512
SPZ 1520 BVL	1,520
SPZ 1527 BVL	1,527
SPZ 1537 BVL	1,537
SPZ 1550 BVL	1,550
SPZ 1562 BVL	1,562
SPZ 1587 BVL	1,587

SPZ

Part No.	Pitch Length
SPZ 1600 BVL	1,600
SPZ 1612 BVL	1,612
SPZ 1637 BVL	1,637
SPZ 1650 BVL	1,650
SPZ 1662 BVL	1,662
SPZ 1687 BVL	1,687
SPZ 1700 BVL	1,700
SPZ 1712 BVL	1,712
SPZ 1737 BVL	1,737
SPZ 1750 BVL	1,750
SPZ 1762 BVL	1,762
SPZ 1787 BVL	1,787
SPZ 1800 BVL	1,800
SPZ 1812 BVL	1,812
SPZ 1837 BVL	1,837
SPZ 1850 BVL	1,850
SPZ 1862 BVL	1,862
SPZ 1875 BVL	1,875
SPZ 1887 BVL	1,887
SPZ 1900 BVL	1,900
SPZ 1937 BVL	1,937
SPZ 1950 BVL	1,950
SPZ 1957 BVL	1,957
SPZ 1962 BVL	1,962
SPZ 1987 BVL	1,987
SPZ 2000 BVL	2,000
SPZ 2030 BVL	2,030
SPZ 2037 BVL	2,037
SPZ 2062 BVL	2,062
SPZ 2087 BVL	2,087
SPZ 2120 BVL	2,120
SPZ 2137 BVL	2,137
SPZ 2160 BVL	2,160
SPZ 2180 BVL	2,180
SPZ 2187 BVL	2,187
SPZ 2240 BVL	2,240
SPZ 2262 BVL	2,262
SPZ 2280 BVL	2,280
SPZ 2287 BVL	2,287
SPZ 2360 BVL	2,360
SPZ 2410 BVL	2,410
SPZ 2487 BVL	2,487
SPZ 2500 BVL	2,500
SPZ 2540 BVL	2,540
SPZ 2637 BVL	2,637
SPZ 2650 BVL	2,650
SPZ 2690 BVL	2,690
SPZ 2800 BVL	2,800
SPZ 2840 BVL	2,840
SPZ 2900 BVL	2,900
SPZ 3000 BVL	3,000

SPZ

Part No.	Pitch Length
SPZ 3150 BVL	3,150
SPZ 3170 BVL	3,170
SPZ 3250 BVL	3,250
SPZ 3350 BVL	3,350
SPZ 3550 BVL	3,550
SPZ 487 BVL	487
SPZ 512 BVL	512
SPZ 562 BVL	532
SPZ 587 BVL	587
SPZ 612 BVL	612
SPZ 630 BVL	630
SPZ 637 BVL	637
SPZ 662 BVL	662
SPZ 670 BVL	670
SPZ 672 BVL	672
SPZ 677 BVL	677
SPZ 687 BVL	687
SPZ 697 BVL	697
SPZ 710 BVL	710
SPZ 722 BVL	722
SPZ 737 BVL	737
SPZ 750 BVL	750
SPZ 754 BVL	754
SPZ 758 BVL	758
SPZ 762 BVL	762
SPZ 772 BVL	772
SPZ 787 BVL	787
SPZ 800 BVL	800
SPZ 812 BVL	812
SPZ 825 BVL	825
SPZ 837 BVL	837
SPZ 850 BVL	850
SPZ 862 BVL	862
SPZ 875 BVL	875
SPZ 887 BVL	887
SPZ 900 BVL	900
SPZ 912 BVL	912
SPZ 922 BVL	922
SPZ 925 BVL	925
SPZ 927 BVL	927
SPZ 937 BVL	937
SPZ 947 BVL	947
SPZ 950 BVL	950
SPZ 957 BVL	957
SPZ 962 BVL	962
SPZ 967 BVL	967
SPZ 970 BVL	970
SPZ 975 BVL	975
SPZ 987 BVL	987
SPZ 990 BVL	990
SPZ 994 BVL	994

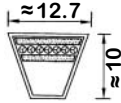
Metric Wedged V-Belt

Blue Value Line[®]

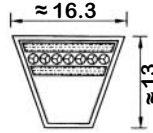
Our Economy Line Belting



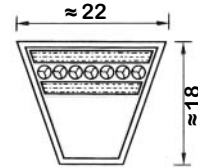
SPZ



SPA



SPB



SPC

SPA

Part No.	Pitch Length
SPA 1000 BVL	1,000
SPA 1007 BVL	1,007
SPA 1030 BVL	1,030
SPA 1032 BVL	1,032
SPA 1042 BVL	1,042
SPA 1057 BVL	1,057
SPA 1060 BVL	1,060
SPA 1082 BVL	1,082
SPA 1100 BVL	1,100
SPA 1107 BVL	1,107
SPA 1120 BVL	1,120
SPA 1127 BVL	1,127
SPA 1132 BVL	1,132
SPA 1150 BVL	1,150
SPA 1157 BVL	1,157
SPA 1175 BVL	1,175
SPA 1180 BVL	1,180
SPA 1207 BVL	1,207
SPA 1225 BVL	1,225
SPA 1232 BVL	1,232
SPA 1250 BVL	1,250
SPA 1257 BVL	1,257
SPA 1272 BVL	1,272
SPA 1280 BVL	1,280
SPA 1282 BVL	1,282
SPA 1300 BVL	1,300
SPA 1307 BVL	1,307
SPA 1320 BVL	1,320
SPA 1332 BVL	1,332
SPA 1357 BVL	1,357
SPA 1367 BVL	1,367
SPA 1375 BVL	1,375
SPA 1382 BVL	1,382
SPA 1400 BVL	1,400
SPA 1407 BVL	1,407
SPA 1425 BVL	1,425
SPA 1432 BVL	1,432
SPA 1450 BVL	1,450
SPA 1457 BVL	1,457
SPA 1482 BVL	1,482
SPA 1500 BVL	1,500
SPA 1507 BVL	1,507
SPA 1525 BVL	1,525
SPA 1532 BVL	1,532
SPA 1550 BVL	1,550
SPA 1557 BVL	1,557
SPA 1582 BVL	1,582
SPA 1600 BVL	1,600
SPA 1607 BVL	1,607
SPA 1632 BVL	1,632
SPA 1650 BVL	1,650
SPA 1657 BVL	1,657
SPA 1675	1,675

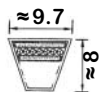
SPA

Part No.	Pitch Length
SPA 1675 BVL	1,682
SPA 1682 BVL	1,700
SPA 1700 BVL	1,707
SPA 1707 BVL	1,732
SPA 1732 BVL	1,750
SPA 1750 BVL	1,757
SPA 1757 BVL	1,782
SPA 1782 BVL	1,800
SPA 1800 BVL	1,807
SPA 1807 BVL	1,832
SPA 1832 BVL	1,850
SPA 1850 BVL	1,857
SPA 1857 BVL	1,882
SPA 1882 BVL	1,900
SPA 1900 BVL	1,907
SPA 1907 BVL	1,925
SPA 1925 BVL	1,932
SPA 1932 BVL	1,950
SPA 1950 BVL	1,957
SPA 1957 BVL	1,982
SPA 1982 BVL	2,000
SPA 2000 BVL	2,032
SPA 2032 BVL	2,057
SPA 2057 BVL	2,060
SPA 2060 BVL	2,082
SPA 2082 BVL	2,120
SPA 2120 BVL	2,132
SPA 2132 BVL	2,182
SPA 2182 BVL	2,207
SPA 2207 BVL	2,227
SPA 2227 BVL	2,232
SPA 2232 BVL	2,240
SPA 2240 BVL	2,282
SPA 2282 BVL	2,300
SPA 2300 BVL	2,307
SPA 2307 BVL	2,332
SPA 2332 BVL	2,357
SPA 2357 BVL	2,360
SPA 2360 BVL	2,382
SPA 2382 BVL	2,430
SPA 2430 BVL	2,432
SPA 2432 BVL	2,475
SPA 2475 BVL	2,482
SPA 2482 BVL	2,500
SPA 2500 BVL	2,532
SPA 2532 BVL	2,580
SPA 2580 BVL	2,582
SPA 2582 BVL	2,607
SPA 2607 BVL	2,632
SPA 2632 BVL	2,650
SPA 2650 BVL	2,682
SPA 2682 BVL	2,720

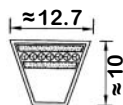
SPA

Part No.	Pitch Length
SPA 2720 BVL	2,732
SPA 2732 BVL	2,782
SPA 2782 BVL	2,800
SPA 2800 BVL	2,832
SPA 2832 BVL	2,847
SPA 2847 BVL	2,882
SPA 2882 BVL	2,900
SPA 2900 BVL	2,932
SPA 2932 BVL	2,982
SPA 2982 BVL	3,000
SPA 3000 BVL	3,032
SPA 3032 BVL	3,070
SPA 3070 BVL	3,082
SPA 3082 BVL	3,100
SPA 3100 BVL	3,150
SPA 3150 BVL	3,182
SPA 3182 BVL	3,250
SPA 3250 BVL	3,282
SPA 3282 BVL	3,350
SPA 3350 BVL	3,382
SPA 3382 BVL	3,450
SPA 3450 BVL	3,460
SPA 3460 BVL	3,482
SPA 3482 BVL	3,550
SPA 3550 BVL	3,650
SPA 3650 BVL	3,750
SPA 3750 BVL	3,882
SPA 3882 BVL	4,000
SPA 4000 BVL	4,250
SPA 4250 BVL	4,500
SPA 4500 BVL	647
SPA 647 BVL	707
SPA 707 BVL	732
SPA 732 BVL	757
SPA 757 BVL	782
SPA 782 BVL	800
SPA 800 BVL	807
SPA 807 BVL	832
SPA 832 BVL	850
SPA 850 BVL	857
SPA 857 BVL	882
SPA 882 BVL	900
SPA 900 BVL	907
SPA 907 BVL	925
SPA 925 BVL	932
SPA 932 BVL	950
SPA 950 BVL	957
SPA 957 BVL	967
SPA 967 BVL	982
SPA 982 BVL	

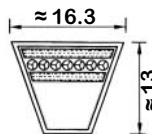
Metric Wedged V-Belt Blue Value Line® Our Economy Line Belting



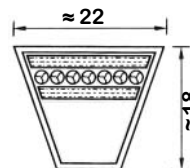
SPZ



SPA



SPB



SPC

SPB

Part No.	Pitch Length
SPB 1250 BVL	1,250
SPB 1320 BVL	1,320
SPB 1340 BVL	1,340
SPB 1400 BVL	1,400
SPB 1410 BVL	1,410
SPB 1450 BVL	1,450
SPB 1472 BVL	1,472
SPB 1500 BVL	1,500
SPB 1550 BVL	1,550
SPB 1590 BVL	1,590
SPB 1600 BVL	1,600
SPB 1650 BVL	1,650
SPB 1700 BVL	1,700
SPB 1750 BVL	1,750
SPB 1778 BVL	1,778
SPB 1800 BVL	1,800
SPB 1850 BVL	1,850
SPB 1860 BVL	1,860
SPB 1900 BVL	1,900
SPB 1950 BVL	1,950
SPB 2000 BVL	2,000
SPB 2020 BVL	2,020
SPB 2060 BVL	2,060
SPB 2098 BVL	2,098
SPB 2120 BVL	2,120
SPB 2140 BVL	2,140
SPB 2150 BVL	2,150
SPB 2180 BVL	2,180
SPB 2240 BVL	2,240
SPB 2264 BVL	2,264
SPB 2280 BVL	2,280

SPB

Part No.	Pitch Length
SPB 2300 BVL	2,300
SPB 2310 BVL	2,310
SPB 2360 BVL	2,360
SPB 2391 BVL	2,391
SPB 2410 BVL	2,410
SPB 2430 BVL	2,430
SPB 2500 BVL	2,500
SPB 2518 BVL	2,518
SPB 2530 BVL	2,530
SPB 2580 BVL	2,580
SPB 2650 BVL	2,650
SPB 2680 BVL	2,680
SPB 2690 BVL	2,690
SPB 2720 BVL	2,720
SPB 2750 BVL	2,750
SPB 2800 BVL	2,800
SPB 2840 BVL	2,840
SPB 2900 BVL	2,900
SPB 2990 BVL	2,990
SPB 3000 BVL	3,000
SPB 3070 BVL	3,070
SPB 3150 BVL	3,150
SPB 3170 BVL	3,170
SPB 3250 BVL	3,250
SPB 3320 BVL	3,320
SPB 3340 BVL	3,340
SPB 3350 BVL	3,350
SPB 3450 BVL	3,450
SPB 3550 BVL	3,550
SPB 3650 BVL	3,650
SPB 3750 BVL	3,750

SPB

Part No.	Pitch Length
SPB 3800 BVL	3,800
SPB 3870 BVL	3,870
SPB 4000 BVL	4,000
SPB 4060 BVL	4,060
SPB 4120 BVL	4,120
SPB 4250 BVL	4,250
SPB 4310 BVL	4,310
SPB 4370 BVL	4,370
SPB 4500 BVL	4,500
SPB 4560 BVL	4,560
SPB 4750 BVL	4,750
SPB 4820 BVL	4,820
SPB 4842 BVL	4,842
SPB 5000 BVL	5,000
SPB 5058 BVL	5,058
SPB 5070 BVL	5,070
SPB 5300 BVL	5,300
SPB 5340 BVL	5,340
SPB 5600 BVL	5,600
SPB 5680 BVL	5,680
SPB 6000 BVL	6,000
SPB 6300 BVL	6,300
SPB 6340 BVL	6,340
SPB 6500 BVL	6,500
SPB 6700 BVL	6,700
SPB 7100 BVL	7,100
SPB 7500 BVL	7,500
SPB 8000 BVL	8,000
SPB 8500 BVL	8,500

SPC

Part No.	Pitch Length
SPC 10000 BVL	10,000
SPC 10600 BVL	10,600
SPC 11200 BVL	11,200
SPC 12000 BVL	12,000
SPC 12250 BVL	12,250
SPC 12500 BVL	12,500
SPC 14000 BVL	14,000
SPC 2000 BVL	2,000
SPC 2120 BVL	2,120
SPC 2240 BVL	2,240
SPC 2360 BVL	2,360
SPC 2500 BVL	2,500

SPC

Part No.	Pitch Length
SPC 2650 BVL	2,650
SPC 2800 BVL	2,800
SPC 3000 BVL	3,000
SPC 3150 BVL	3,150
SPC 3350 BVL	3,350
SPC 3550 BVL	3,550
SPC 3750 BVL	3,750
SPC 4000 BVL	4,000
SPC 4250 BVL	4,250
SPC 4500 BVL	4,500
SPC 4750 BVL	4,750
SPC 5000 BVL	5,000

SPC

Part No.	Pitch Length
SPC 5300 BVL	5,300
SPC 5600 BVL	5,600
SPC 5900 BVL	5,900
SPC 6000 BVL	6,000
SPC 6300 BVL	6,300
SPC 6700 BVL	6,700
SPC 7100 BVL	7,100
SPC 7500 BVL	7,500
SPC 8000 BVL	8,000
SPC 8500 BVL	8,500
SPC 9000 BVL	9,000
SPC 9500 BVL	9,500

Metric Wedged Raw Edged Cogged V-Belts

Blue Value Line®

Our Economy Line Belting

Profile XPZ

Part No.	Pitch Length (mm)	Wt. (lbs)
XPZ 1000 BVL	1000	0.2
XPZ 1012 BVL	1012	0.2
XPZ 1024 BVL	1024	0.2
XPZ 1030 BVL	1030	0.2
XPZ 1037 BVL	1037	0.2
XPZ 1047 BVL	1047	0.2
XPZ 1060 BVL	1060	0.2
XPZ 1077 BVL	1077	0.2
XPZ 1087 BVL	1087	0.2
XPZ 1090 BVL	1090	0.2
XPZ 1112 BVL	1112	0.2
XPZ 1120 BVL	1120	0.2
XPZ 1127 BVL	1127	0.2
XPZ 1137 BVL	1137	0.2
XPZ 1140 BVL	1140	0.2
XPZ 1147 BVL	1147	0.2
XPZ 1150 BVL	1150	0.2
XPZ 1162 BVL	1162	0.2
XPZ 1171 BVL	1171	0.2
XPZ 1180 BVL	1180	0.2
XPZ 1187 BVL	1187	0.2
XPZ 1202 BVL	1202	0.2
XPZ 1212 BVL	1212	0.2
XPZ 1220 BVL	1220	0.2
XPZ 1222 BVL	1222	0.2
XPZ 1237 BVL	1237	0.2
XPZ 1250 BVL	1250	0.2
XPZ 1262 BVL	1262	0.2
XPZ 1270 BVL	1270	0.2
XPZ 1280 BVL	1280	0.2
XPZ 1287 BVL	1287	0.2
XPZ 1300 BVL	1300	0.2
XPZ 1312 BVL	1312	0.2
XPZ 1320 BVL	1320	0.2
XPZ 1330 BVL	1330	0.2
XPZ 1337 BVL	1337	0.2
XPZ 1340 BVL	1340	0.2
XPZ 1347 BVL	1347	0.2
XPZ 1360 BVL	1360	0.2
XPZ 1362 BVL	1362	0.2
XPZ 1387 BVL	1387	0.2
XPZ 1400 BVL	1400	0.2
XPZ 1412 BVL	1412	0.2
XPZ 1420 BVL	1420	0.2
XPZ 1430 BVL	1430	0.2
XPZ 1437 BVL	1437	0.2
XPZ 1450 BVL	1450	0.3
XPZ 1462 BVL	1462	0.3
XPZ 1487 BVL	1487	0.3
XPZ 1500 BVL	1500	0.3
XPZ 1512 BVL	1512	0.3
XPZ 1520 BVL	1520	0.3
XPZ 1527 BVL	1527	0.3
XPZ 1537 BVL	1537	0.3
XPZ 1550 BVL	1550	0.3
XPZ 1562 BVL	1562	0.3

Part No.	Pitch Length (mm)	Wt. (lbs)
XPZ 1587 BVL	1587	0.3
XPZ 1600 BVL	1600	0.3
XPZ 1612 BVL	1612	0.3
XPZ 1637 BVL	1637	0.3
XPZ 1650 BVL	1650	0.3
XPZ 1662 BVL	1662	0.3
XPZ 1687 BVL	1687	0.3
XPZ 1700 BVL	1700	0.3
XPZ 1712 BVL	1712	0.3
XPZ 1737 BVL	1737	0.3
XPZ 1750 BVL	1750	0.3
XPZ 1762 BVL	1762	0.3
XPZ 1787 BVL	1787	0.3
XPZ 1800 BVL	1800	0.3
XPZ 1812 BVL	1812	0.3
XPZ 1837 BVL	1837	0.3
XPZ 1850 BVL	1850	0.3
XPZ 1862 BVL	1862	0.3
XPZ 1875 BVL	1875	0.3
XPZ 1887 BVL	1887	0.3
XPZ 1900 BVL	1900	0.3
XPZ 1937 BVL	1937	0.3
XPZ 1950 BVL	1950	0.3
XPZ 1957 BVL	1957	0.3
XPZ 1962 BVL	1962	0.3
XPZ 1987 BVL	1987	0.4
XPZ 2000 BVL	2000	0.4
XPZ 2030 BVL	2030	0.4
XPZ 2037 BVL	2037	0.4
XPZ 2062 BVL	2062	0.4
XPZ 2087 BVL	2087	0.4
XPZ 2120 BVL	2120	0.4
XPZ 2137 BVL	2137	0.4
XPZ 2160 BVL	2160	0.4
XPZ 2180 BVL	2180	0.4
XPZ 2187 BVL	2187	0.4
XPZ 2240 BVL	2240	0.4
XPZ 2262 BVL	2262	0.4
XPZ 2280 BVL	2280	0.4
XPZ 2287 BVL	2287	0.4
XPZ 2360 BVL	2360	0.4
XPZ 2410 BVL	2410	0.4
XPZ 2487 BVL	2487	0.4
XPZ 2500 BVL	2500	0.4
XPZ 2540 BVL	2540	0.4
XPZ 2637 BVL	2637	0.5
XPZ 2650 BVL	2650	0.5
XPZ 2690 BVL	2690	0.5
XPZ 2800 BVL	2800	0.5
XPZ 2840 BVL	2840	0.5
XPZ 2900 BVL	2900	0.5
XPZ 3000 BVL	3000	0.6
XPZ 3150 BVL	3150	0.6
XPZ 3170 BVL	3170	0.6
XPZ 3250 BVL	3250	0.6
XPZ 3350 BVL	3350	0.7

Part No.	Pitch Length (mm)	Wt. (lbs)
XPZ 3550 BVL	3550	0.7
XPZ 487 BVL	487	0.1
XPZ 512 BVL	512	0.1
XPZ 562 BVL	562	0.1
XPZ 587 BVL	587	0.1
XPZ 590 BVL	590	0.1
XPZ 612 BVL	612	0.1
XPZ 630 BVL	630	0.1
XPZ 637 BVL	637	0.1
XPZ 640 BVL	640	0.1
XPZ 662 BVL	662	0.1
XPZ 670 BVL	670	0.1
XPZ 672 BVL	672	0.1
XPZ 677 BVL	677	0.1
XPZ 687 BVL	687	0.1
XPZ 690 BVL	690	0.1
XPZ 697 BVL	697	0.1
XPZ 710 BVL	710	0.1
XPZ 722 BVL	722	0.1
XPZ 730 BVL	730	0.1
XPZ 737 BVL	737	0.1
XPZ 750 BVL	750	0.1
XPZ 754 BVL	754	0.1
XPZ 758 BVL	758	0.1
XPZ 762 BVL	762	0.1
XPZ 772 BVL	772	0.1
XPZ 780 BVL	780	0.1
XPZ 787 BVL	787	0.1
XPZ 800 BVL	800	0.1
XPZ 812 BVL	812	0.1
XPZ 825 BVL	825	0.1
XPZ 837 BVL	837	0.1
XPZ 850 BVL	850	0.2
XPZ 862 BVL	862	0.2
XPZ 875 BVL	875	0.2
XPZ 887 BVL	887	0.2
XPZ 900 BVL	900	0.2
XPZ 912 BVL	912	0.2
XPZ 922 BVL	922	0.2
XPZ 925 BVL	925	0.2
XPZ 927 BVL	927	0.2
XPZ 930 BVL	930	0.2
XPZ 937 BVL	937	0.2
XPZ 947 BVL	947	0.2
XPZ 950 BVL	950	0.2
XPZ 957 BVL	957	0.2
XPZ 962 BVL	962	0.2
XPZ 967 BVL	967	0.2
XPZ 970 BVL	970	0.2
XPZ 975 BVL	975	0.2
XPZ 980 BVL	980	0.2
XPZ 987 BVL	987	0.2
XPZ 990 BVL	990	0.2
XPZ 994 BVL	994	0.2

Metric Wedge Dimensions

Section	Top Width (mm)	Thickness (mm)
XPZ	9.7	8.0
XPA	12.7	10.0
XPB	16.3	13.0
XPC	22.0	18.0



Metric Wedged Raw Edged Cogged V-Belts

Blue Value Line[®]

Our Economy Line Belting

Profile XPA

Part No.	Pitch Length (mm)	Wt. (lbs)
XPA 1000 BVL	1000	0.3
XPA 1007 BVL	1007	0.3
XPA 1030 BVL	1030	0.3
XPA 1032 BVL	1032	0.3
XPA 1042 BVL	1042	0.3
XPA 1057 BVL	1057	0.3
XPA 1060 BVL	1060	0.3
XPA 1082 BVL	1082	0.3
XPA 1090 BVL	1090	0.4
XPA 1100 BVL	1100	0.4
XPA 1107 BVL	1107	0.4
XPA 1120 BVL	1120	0.4
XPA 1127 BVL	1127	0.4
XPA 1132 BVL	1132	0.4
XPA 1140 BVL	1140	0.4
XPA 1150 BVL	1150	0.4
XPA 1157 BVL	1157	0.4
XPA 1175 BVL	1175	0.4
XPA 1180 BVL	1180	0.4
XPA 1207 BVL	1207	0.4
XPA 1210 BVL	1210	0.4
XPA 1225 BVL	1225	0.4
XPA 1232 BVL	1232	0.4
XPA 1250 BVL	1250	0.4
XPA 1257 BVL	1257	0.4
XPA 1272 BVL	1272	0.4
XPA 1280 BVL	1280	0.4
XPA 1282 BVL	1282	0.4
XPA 1300 BVL	1300	0.4
XPA 1307 BVL	1307	0.4
XPA 1320 BVL	1320	0.4
XPA 1332 BVL	1332	0.4
XPA 1340 BVL	1340	0.4
XPA 1357 BVL	1357	0.4
XPA 1360 BVL	1360	0.4
XPA 1367 BVL	1367	0.4
XPA 1375 BVL	1375	0.4
XPA 1382 BVL	1382	0.4
XPA 1400 BVL	1400	0.5
XPA 1407 BVL	1407	0.5
XPA 1425 BVL	1425	0.5
XPA 1430 BVL	1430	0.5
XPA 1432 BVL	1432	0.5
XPA 1450 BVL	1450	0.5
XPA 1457 BVL	1457	0.5
XPA 1482 BVL	1482	0.5
XPA 1500 BVL	1500	0.5
XPA 1507 BVL	1507	0.5
XPA 1525 BVL	1525	0.5
XPA 1532 BVL	1532	0.5
XPA 1550 BVL	1550	0.5
XPA 1557 BVL	1557	0.5
XPA 1582 BVL	1582	0.5
XPA 1600 BVL	1600	0.5

Part No.	Pitch Length (mm)	Wt. (lbs)
XPA 1607 BVL	1607	0.5
XPA 1630 BVL	1630	0.5
XPA 1632 BVL	1632	0.5
XPA 1650 BVL	1650	0.5
XPA 1657 BVL	1657	0.5
XPA 1675 BVL	1675	0.5
XPA 1682 BVL	1682	0.5
XPA 1700 BVL	1700	0.5
XPA 1707 BVL	1707	0.5
XPA 1732 BVL	1732	0.5
XPA 1750 BVL	1750	0.6
XPA 1757 BVL	1757	0.6
XPA 1782 BVL	1782	0.6
XPA 1800 BVL	1800	0.6
XPA 1807 BVL	1807	0.6
XPA 1832 BVL	1832	0.6
XPA 1850 BVL	1850	0.6
XPA 1857 BVL	1857	0.6
XPA 1882 BVL	1882	0.6
XPA 1900 BVL	1900	0.6
XPA 1907 BVL	1907	0.6
XPA 1925 BVL	1925	0.6
XPA 1932 BVL	1932	0.6
XPA 1950 BVL	1950	0.6
XPA 1957 BVL	1957	0.6
XPA 1982 BVL	1982	0.6
XPA 2000 BVL	2000	0.6
XPA 2032 BVL	2032	0.7
XPA 2057 BVL	2057	0.7
XPA 2060 BVL	2060	0.7
XPA 2082 BVL	2082	0.7
XPA 2120 BVL	2120	0.7
XPA 2132 BVL	2132	0.7
XPA 2182 BVL	2182	0.7
XPA 2207 BVL	2207	0.7
XPA 2227 BVL	2227	0.7
XPA 2232 BVL	2232	0.7
XPA 2240 BVL	2240	0.7
XPA 2282 BVL	2282	0.7
XPA 2300 BVL	2300	0.7
XPA 2307 BVL	2307	0.7
XPA 2332 BVL	2332	0.7
XPA 2357 BVL	2357	0.7
XPA 2360 BVL	2360	0.8
XPA 2382 BVL	2382	0.8
XPA 2430 BVL	2430	0.8
XPA 2432 BVL	2432	0.8
XPA 2475 BVL	2475	0.8
XPA 2482 BVL	2482	0.8
XPA 2500 BVL	2500	0.8
XPA 2532 BVL	2532	0.8
XPA 2580 BVL	2580	0.8
XPA 2582 BVL	2582	0.8
XPA 2607 BVL	2607	0.8

Part No.	Pitch Length (mm)	Wt. (lbs)
XPA 2632 BVL	2632	0.8
XPA 2650 BVL	2650	0.9
XPA 2682 BVL	2682	0.9
XPA 2720 BVL	2720	0.9
XPA 2732 BVL	2732	0.9
XPA 2782 BVL	2782	0.9
XPA 2800 BVL	2800	0.9
XPA 2832 BVL	2832	0.9
XPA 2847 BVL	2847	0.9
XPA 2882 BVL	2882	0.9
XPA 2900 BVL	2900	0.9
XPA 2932 BVL	2932	0.9
XPA 2982 BVL	2982	0.9
XPA 3000 BVL	3000	1.0
XPA 3032 BVL	3032	1.0
XPA 3070 BVL	3070	1.0
XPA 3082 BVL	3082	1.0
XPA 3100 BVL	3100	1.0
XPA 3150 BVL	3150	1.0
XPA 3182 BVL	3182	1.0
XPA 3250 BVL	3250	1.0
XPA 3282 BVL	3282	1.0
XPA 3350 BVL	3350	1.1
XPA 3382 BVL	3382	1.1
XPA 3450 BVL	3450	1.1
XPA 3460 BVL	3460	1.1
XPA 3482 BVL	3482	1.1
XPA 3550 BVL	3550	1.1
XPA 3650 BVL	3650	1.1
XPA 3750 BVL	3750	1.2
XPA 3882 BVL	3882	1.2
XPA 4000 BVL	4000	1.3
XPA 4250 BVL	4250	1.4
XPA 4500 BVL	4500	1.4
XPA 647 BVL	647	-
XPA 707 BVL	707	-
XPA 732 BVL	732	-
XPA 757 BVL	757	-
XPA 782 BVL	782	-
XPA 800 BVL	800	-
XPA 807 BVL	807	-
XPA 832 BVL	832	-
XPA 850 BVL	850	-
XPA 857 BVL	857	-
XPA 882 BVL	882	-
XPA 900 BVL	900	-
XPA 907 BVL	907	-
XPA 925 BVL	925	-
XPA 932 BVL	932	-
XPA 950 BVL	950	-
XPA 957 BVL	957	-
XPA 960 BVL	960	-
XPA 967 BVL	967	-
XPA 982 BVL	982	-

Metric Wedge Dimensions

Section	Top Width (mm)	Thickness (mm)
XPZ	9.7	8.0
XPA	12.7	10.0
XPB	16.3	13.0
XPC	22.0	18.0



Metric Wedged Raw Edged Cogged V-Belts

Blue Value Line®

Our Economy Line Belting



Profile XPB

Part No.	Pitch Length (mm)	Wt. (lbs)
XPB 1250 BVL	1250	0.6
XPB 1320 BVL	1320	0.7
XPB 1340 BVL	1340	0.7
XPB 1400 BVL	1400	0.7
XPB 1410 BVL	1410	0.7
XPB 1450 BVL	1450	0.7
XPB 1472 BVL	1472	0.7
XPB 1500 BVL	1500	0.7
XPB 1550 BVL	1550	0.7
XPB 1590 BVL	1590	0.7
XPB 1600 BVL	1600	0.7
XPB 1650 BVL	1650	0.8
XPB 1700 BVL	1700	0.8
XPB 1750 BVL	1750	0.8
XPB 1778 BVL	1778	0.8
XPB 1800 BVL	1800	0.8
XPB 1850 BVL	1850	0.8
XPB 1860 BVL	1860	0.8
XPB 1900 BVL	1900	0.8
XPB 1950 BVL	1950	0.9
XPB 2000 BVL	2000	0.9
XPB 2020 BVL	2020	0.9
XPB 2060 BVL	2060	0.9
XPB 2098 BVL	2098	0.9
XPB 2120 BVL	2120	0.9
XPB 2140 BVL	2140	0.9
XPB 2150 BVL	2150	0.9
XPB 2180 BVL	2180	0.9
XPB 2240 BVL	2240	0.9
XPB 2264 BVL	2264	1.1
XPB 2280 BVL	2280	1.1

Part No.	Pitch Length (mm)	Wt. (lbs)
XPB 2300 BVL	2300	1.1
XPB 2310 BVL	2310	1.1
XPB 2360 BVL	2360	1.1
XPB 2391 BVL	2391	1.1
XPB 2410 BVL	2410	1.1
XPB 2430 BVL	2430	1.1
XPB 2500 BVL	2500	1.2
XPB 2518 BVL	2518	1.2
XPB 2530 BVL	2530	1.2
XPB 2580 BVL	2580	1.2
XPB 2650 BVL	2650	1.2
XPB 2680 BVL	2680	1.2
XPB 2690 BVL	2690	1.3
XPB 2720 BVL	2720	1.3
XPB 2750 BVL	2750	1.3
XPB 2800 BVL	2800	1.3
XPB 2840 BVL	2840	1.3
XPB 2900 BVL	2900	1.4
XPB 2990 BVL	2990	1.4
XPB 3000 BVL	3000	1.4
XPB 3050 BVL	3050	1.5
XPB 3070 BVL	3070	1.5
XPB 3150 BVL	3150	1.5
XPB 3170 BVL	3170	1.5
XPB 3250 BVL	3250	1.6
XPB 3320 BVL	3320	1.6
XPB 3340 BVL	3340	1.6
XPB 3350 BVL	3350	1.6
XPB 3450 BVL	3450	1.7
XPB 3550 BVL	3550	1.7
XPB 3650 BVL	3650	1.7

Part No.	Pitch Length (mm)	Wt. (lbs)
XPB 3750 BVL	3750	1.7
XPB 3800 BVL	3800	1.7
XPB 3870 BVL	3870	1.8
XPB 4000 BVL	4000	1.8
XPB 4060 BVL	4060	1.9
XPB 4120 BVL	4120	1.9
XPB 4250 BVL	4250	1.9
XPB 4310 BVL	4310	2.0
XPB 4370 BVL	4370	2.0
XPB 4500 BVL	4500	2.1
XPB 4560 BVL	4560	2.2
XPB 4750 BVL	4750	2.3
XPB 4820 BVL	4820	2.3
XPB 4842 BVL	4842	2.3
XPB 5000 BVL	5000	2.4
XPB 5058 BVL	5058	2.4
XPB 5070 BVL	5070	2.5
XPB 5300 BVL	5300	-
XPB 5340 BVL	5340	-
XPB 5600 BVL	5600	-
XPB 5680 BVL	5680	-
XPB 6000 BVL	6000	-
XPB 6300 BVL	6300	-
XPB 6340 BVL	6340	-
XPB 6500 BVL	6500	-
XPB 6700 BVL	6700	-
XPB 7100 BVL	7100	-
XPB 7500 BVL	7500	-
XPB 8000 BVL	8000	-
XPB 8500 BVL	8500	-

Profile XPC

Part No.	Pitch Length (mm)	Wt. (lbs)
XPC 10000 BVL	10000	-
XPC 10600 BVL	10600	-
XPC 11200 BVL	11200	-
XPC 12000 BVL	12000	-
XPC 12250 BVL	12250	-
XPC 12500 BVL	12500	-
XPC 14000 BVL	14000	-
XPC 2000 BVL	2000	1.2
XPC 2120 BVL	2120	1.2
XPC 2240 BVL	2240	1.3
XPC 2360 BVL	2360	1.4
XPC 2500 BVL	2500	1.5

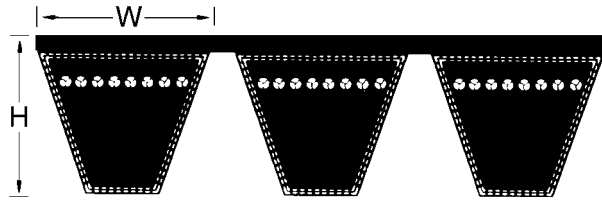
Part No.	Pitch Length (mm)	Wt. (lbs)
XPC 2650 BVL	2650	1.6
XPC 2800 BVL	2800	1.6
XPC 3000 BVL	3000	1.8
XPC 3150 BVL	3150	1.8
XPC 3350 BVL	3350	2.0
XPC 3550 BVL	3550	2.1
XPC 3750 BVL	3750	2.2
XPC 4000 BVL	4000	2.3
XPC 4250 BVL	4250	2.5
XPC 4500 BVL	4500	2.6
XPC 4750 BVL	4750	2.8
XPC 5000 BVL	5000	2.9

Part No.	Pitch Length (mm)	Wt. (lbs)
XPC 5300 BVL	5300	-
XPC 5600 BVL	5600	-
XPC 5900 BVL	5900	-
XPC 6000 BVL	6000	-
XPC 6300 BVL	6300	-
XPC 6700 BVL	6700	-
XPC 7100 BVL	7100	-
XPC 7500 BVL	7500	-
XPC 8000 BVL	8000	-
XPC 8500 BVL	8500	-
XPC 9000 BVL	9000	-
XPC 9500 BVL	9500	-

Metric Wedge Dimensions

Section	Top Width (mm)	Thickness (mm)
XPZ	9.7	8.0
XPA	12.7	10.0
XPB	16.3	13.0
XPC	22.0	18.0

Metric Banded V-Belts



Section	SPB	SPC
W = (mm)	16.5	22.0
H = (mm)	15.6	22.6

PROFILE SPB

SPB 2000	SPB 2650	SPB 3550	SPB 4750	SPB 6300
SPB 2120	SPB 2800	SPB 3750	SPB 5000	SPB 6700
SPB 2240	SPB 3000	SPB 4000	SPB 5300	SPB 7100
SPB 2360	SPB 3150	SPB 4250	SPB 5600	SPB 7500
SPB 2500	SPB 3350	SPB 4500	SPB 6000	SPB 8000

PROFILE SPC

SPC 3000	SPC 4250	SPC 6000	SPC 9000
SPC 3150	SPC 4500	SPC 6300	SPC 9500
SPC 3350	SPC 4750	SPC 6700	SPC 10000
SPC 3550	SPC 5000	SPC 7100	SPC 10600
SPC 3750	SPC 5300	SPC 7500	SPC 11200
SPC 4000	SPC 5600	SPC 8000	SPC 11800
		SPC 8500	SPC 12500

PROFILE SPZ

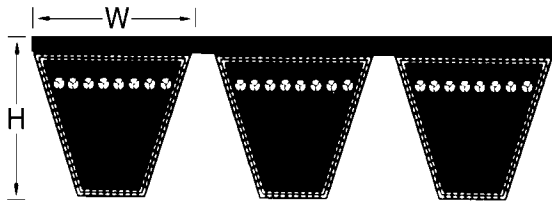
SPZ 1250	SPZ 1900	SPZ 2800
SPZ 1400	SPZ 2000	SPZ 3000
SPZ 1500	SPZ 2120	SPZ 3150
SPZ 1600	SPZ 2360	SPZ 3350
SPZ 1700	SPZ 2500	SPZ 3550
SPZ 1800	SPZ 2650	

PROFILE SPA

SPA 1250	SPA 1900	SPA 2800	SPA 4000
SPA 1400	SPA 2000	SPA 3000	SPA 4250
SPA 1500	SPA 2120	SPA 3150	SPA 4500
SPA 1600	SPA 2360	SPA 3350	
SPA 1700	SPA 2500	SPA 3550	
SPA 1800	SPA 2650	SPA 3750	

Note: CONTINUALLY ADDING NEW SIZES . INQUIRE

American Standard Banded V-Belts



Ansi	Section	A	B	C	D	3V	5V	8V
	W=inch	0.512	0.689	0.866	1.280	0.354	0.591	0.984
	H=inch	0.390	0.512	0.638	0.882	0.390	0.594	1.004
ISO	Section	HA	HB	HC	HD	9J	15J	25J
	W=mm	13	17	22	32	9	15	25
	H=mm	9.9	13	16.2	22.4	9.9	15.1	25.5

Profile B							
B 48	B 60	B 72	B 83	B 100	B 136	B 210	
B 51	B 61	B 73	B 85	B 103	B 140	B 225	
B 52	B 62	B 74	B 86	B 105	B 144	B 240	
B 53	B 64	B 75	B 87	B 108	B 148	B 255	
B 54	B 65	B 77	B 88	B 112	B 150	B 270	
B 55	B 66	B 78	B 89	B 116	B 158	B 300	
B 56	B 67	B 79	B 90	B 120	B 162		
B 57	B 68	B 80	B 93	B 124	B 173		
B 58	B 70	B 81	B 95	B 128	B 180		
B 59	B 71	B 82	B 97	B 133	B 195		

Profile C					
C 75	C 100	C 124	C 162	C 225	C 300
C 81	C 105	C 128	C 173	C 240	C 315
C 85	C 109	C 136	C 180	C 246	C 330
C 90	C 112	C 144	C 195	C 255	C 345
C 96	C 115	C 151	C 210	C 270	C 360
C 99	C 120	C 158	C 221	C 285	C 390


Profile D				
D 225	D 270	D 300	D 360	D 390

Profile 3V						
3V 450	3V 530	3V 630	3V 750	3V 900	3V 1060	3V 1250
3V 475	3V 560	3V 670	3V 800	3V 950	3V 1120	3V 1320
3V 500	3V 600	3V 710	3V 850	3V 1000	3V 1180	3V 1400

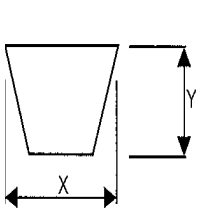
Profile 5V					
5V 500	5V 710	5V 1000	5V 1320	5V 1900	5V 2650
5V 530	5V 750	5V 1060	5V 1400	5V 2000	5V 2800
5V 560	5V 800	5V 1105	5V 1500	5V 2120	5V 3000
5V 600	5V 850	5V 1120	5V 1600	5V 2240	5V 3150
5V 630	5V 900	5V 1180	5V 1700	5V 2360	5V 3350
5V 670	5V 950	5V 1250	5V 1800	5V 2500	5V 3550

Profile 8V					
8V 1000	8V 1320	8V 1800	8V 2360	8V 3150	8V 4250
8V 1060	8V 1400	8V 1900	8V 2500	8V 3350	8V 4500
8V 1120	8V 1500	8V 2000	8V 2650	8V 3550	8V 4750
8V 1180	8V 1600	8V 2120	8V 2800	8V 3750	8V 5000
8V 1250	8V 1700	8V 2240	8V 3000	8V 4000	8V 5600

Polyurethane V-Belts and Round Belts



Polyurethane V Belting (Open Ended)



Part No.	X		Y	
	mm	Inch	mm	Inch
PVB M/8	8	5/16	5	3/16
PVB Z/10	10	25/64	6	15/64
PVB A/13	13	1/2	8	11/32
PVB B/17	17	21/32	11	7/16
PVB C/22	22	7/8	14	9/16

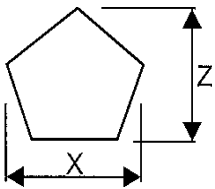
Tolerance = X +/- 0.5 mm Y +/- 0.2mm
Hardness 85A Red Color

Polyurethane Round Belting (Open Ended)

Part No.	Diameter (mm)
PRB 2	2
PRB 3	3
PRB 4	4
PRB 5	5
PRB 6	6
PRB 7	7
PRB 8	8
PRB 9	9
PRB 10	10
PRB 12	12
PRB 15	15
PRB 18	18

Hardness 87A Green Color with Rough Surface

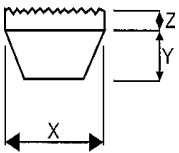
Polyurethane V Belting 5 Sided (Open Ended)



Part No.	X		Z	
	mm	Inch	mm	Inch
PV5B A/13	13	1/2	17	21/32
PV5B B/17	17	21/32	22	7/8
PV5B C/22	22	7/8	28	1-7/64

Tolerance = X +/- 0.5 mm Z +/- 0.5 mm
Hardness 85A Red Color

Polyurethane V Belting with Grip Top (Open Ended)



Part No.	X		Y		Z	
	mm	Inch	mm	Inch	mm	Inch
PVGB A/13	13	1/2	8	11/32	3.5	9/64
PVGB B/17	17	21/32	11	7/16	3.5	9/64
PVGB C/22	22	7/8	14	9/16	3.5	9/64

Tolerance = X +/- 0.2 mm Z +/- 1.0 mm
Hardness 85A Red Color

Link Belting Neoprene



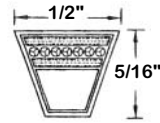
Punched Open Ended Belting Neoprene



American Standard Fractional Horsepower (FHP) V-Belts



3L



4L

3L Manufacturing Range 11* - 80"

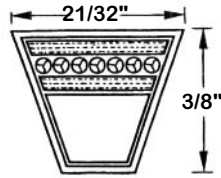
Part No.	Outside Length (inches)	Wt. (lbs)	Part No.	Outside Length (inches)	Wt. (lbs)	Part No.	Outside Length (inches)	Wt. (lbs)	Part No.	Outside Length (inches)	Wt. (lbs)
3L110	11	0.05	3L280	28	0.12	3L440	44	0.19	3L640	64	0.28
3L120	12	0.05	3L285	28.5	0.13	3L450	45	0.20	3L650	65	0.29
3L130	13	0.06	3L290	29	0.13	3L460	46	0.20	3L660	66	0.29
3L140	14	0.06	3L293	29.3	0.13	3L470	47	0.21	3L670	67	0.29
3L150	15	0.07	3L300	30	0.13	3L480	48	0.21	3L675	67.5	0.30
3L160	16	0.07	3L310	31	0.14	3L490	49	0.22	3L680	68	0.30
3L170	17	0.07	3L320	32	0.14	3L500	50	0.22	3L690	69	0.30
3L180	18	0.08	3L330	33	0.15	3L510	51	0.22	3L700	70	0.31
3L190	19	0.08	3L340	34	0.15	3L520	52	0.23	3L710	71	0.31
3L200	20	0.09	3L345	34.5	0.15	3L530	53	0.23	3L720	72	0.32
3L210	21	0.09	3L350	35	0.15	3L540	54	0.24	3L730	73	0.32
3L220	22	0.10	3L360	36	0.16	3L550	55	0.24	3L740	74	0.33
3L225	22.5	0.10	3L370	37	0.16	3L560	56	0.25	3L750	75	0.33
3L230	23	0.10	3L380	38	0.17	3L565	56.5	0.25	3L760	76	0.33
3L240	24	0.11	3L385	38.5	0.17	3L570	57	0.25	3L765	76.5	0.34
3L245	24.5	0.11	3L390	39	0.17	3L580	58	0.26	3L770	77	0.34
3L250	25	0.11	3L400	40	0.18	3L590	59	0.26	3L780	78	0.34
3L255	25.5	0.11	3L410	41	0.18	3L595	59.5	0.26	3L790	79	0.35
3L260	26	0.11	3L415	41.5	0.18	3L600	60	0.26	3L800	80	0.35
3L265	26.5	0.12	3L420	42	0.18	3L610	61	0.27			
3L270	27	0.12	3L425	42.5	0.19	3L620	62	0.27			
3L275	27.5	0.12	3L430	43	0.19	3L630	63	0.28			

4L Manufacturing Range 15* - 400"

Part No.	Outside Length (inches)	Wt. (lbs)	Part No.	Outside Length (inches)	Wt. (lbs)	Part No.	Outside Length (inches)	Wt. (lbs)	Part No.	Outside Length (inches)	Wt. (lbs)
4L150	15	0.08	4L325	32.5	0.18	4L520	52	0.29	4L770	77	0.43
4L170	17	0.10	4L330	33	0.19	4L525	52.5	0.30	4L780	78	0.44
4L180	18	0.10	4L335	33.5	0.19	4L530	53	0.30	4L790	79	0.44
4L190	19	0.11	4L340	34	0.19	4L540	54	0.30	4L800	80	0.45
4L195	19.5	0.11	4L345	34.5	0.19	4L550	55	0.31	4L810	81	0.46
4L200	20	0.11	4L350	35	0.20	4L560	56	0.32	4L820	82	0.46
4L210	21	0.12	4L360	36	0.20	4L570	57	0.32	4L830	83	0.47
4L215	21.5	0.12	4L370	37	0.21	4L580	58	0.33	4L840	84	0.47
4L220	22	0.12	4L380	38	0.21	4L590	59	0.33	4L850	85	0.48
4L230	23	0.13	4L390	39	0.22	4L600	60	0.34	4L860	86	0.48
4L235	23.5	0.13	4L400	40	0.23	4L610	61	0.34	4L870	87	0.49
4L240	24	0.14	4L405	40.5	0.23	4L620	62	0.35	4L880	88	0.50
4L250	25	0.14	4L410	41	0.23	4L630	63	0.35	4L890	89	0.50
4L255	25.5	0.14	4L415	41.5	0.23	4L640	64	0.36	4L900	90	0.51
4L260	26	0.15	4L420	42	0.24	4L650	65	0.37	4L910	91	0.51
4L270	27	0.15	4L430	43	0.24	4L660	66	0.37	4L920	92	0.52
4L275	27.5	0.15	4L440	44	0.25	4L670	67	0.38	4L930	93	0.52
4L280	28	0.16	4L450	45	0.25	4L680	68	0.38	4L940	94	0.53
4L285	28.5	0.16	4L460	46	0.26	4L690	69	0.39	4L950	95	0.54
4L290	29	0.16	4L470	47	0.26	4L700	70	0.39	4L960	96	0.54
4L295	29.5	0.17	4L475	47.5	0.27	4L710	71	0.40	4L970	97	0.55
4L300	30	0.17	4L480	48	0.27	4L720	72	0.41	4L980	98	0.55
4L305	30.5	0.17	4L490	49	0.28	4L730	73	0.41	4L990	99	0.56
4L310	31	0.17	4L500	50	0.28	4L740	74	0.42	4L1000	100	0.56
4L315	31.5	0.18	4L510	51	0.29	4L750	75	0.42			
4L320	32	0.18	4L515	51.5	0.29	4L760	76	0.43			

American Standard Fractional Horsepower (FHP)

V-Belts



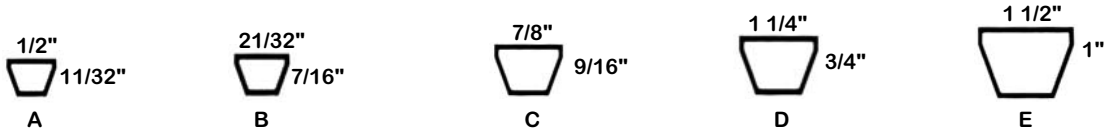
5L

5L

Manufacturing Range 22* - 300"

Part No.	Outside Length (inches)	Wt. (lbs)	Part No.	Outside Length (inches)	Wt. (lbs)	Part No.	Outside Length (inches)	Wt. (lbs)	Part No.	Outside Length (inches)	Wt. (lbs)
5L220	22	0.22	5L415	41.5	0.41	5L620	62	0.61	5L840	84	0.83
5L230	23	0.23	5L420	42	0.42	5L630	63	0.62	5L850	85	0.84
5L240	24	0.24	5L430	43	0.43	5L640	64	0.63	5L860	86	0.85
5L250	25	0.25	5L440	44	0.44	5L650	65	0.64	5L870	87	0.86
5L260	26	0.26	5L450	45	0.45	5L660	66	0.65	5L880	88	0.87
5L270	27	0.27	5L460	46	0.46	5L670	67	0.66	5L890	89	0.88
5L280	28	0.28	5L470	47	0.47	5L680	68	0.67	5L900	90	0.89
5L290	29	0.29	5L480	48	0.48	5L690	69	0.68	5L910	91	0.90
5L300	30	0.30	5L490	49	0.49	5L700	70	0.69	5L920	92	0.91
5L310	31	0.31	5L500	50	0.50	5L710	71	0.70	5L930	93	0.92
5L320	32	0.32	5L510	51	0.50	5L720	72	0.71	5L940	94	0.93
5L330	33	0.33	5L520	52	0.51	5L730	73	0.72	5L950	95	0.94
5L340	34	0.34	5L530	53	0.52	5L740	74	0.73	5L960	96	0.95
5L350	35	0.35	5L540	54	0.53	5L750	75	0.74	5L970	97	0.96
5L355	35.5	0.35	5L550	55	0.54	5L760	76	0.75	5L980	98	0.97
5L360	36	0.36	5L560	56	0.55	5L770	77	0.76	5L990	99	0.98
5L365	36.5	0.36	5L570	57	0.56	5L780	78	0.77	5L1000	100	0.99
5L370	37	0.37	5L575	57.5	0.57	5L790	79	0.78			
5L380	38	0.38	5L580	58	0.57	5L800	80	0.79			
5L390	39	0.39	5L590	59	0.58	5L810	81	0.80			
5L400	40	0.40	5L600	60	0.59	5L820	82	0.81			
5L410	41	0.41	5L610	61	0.60	5L830	83	0.82			

American Standard Classical V-Belts



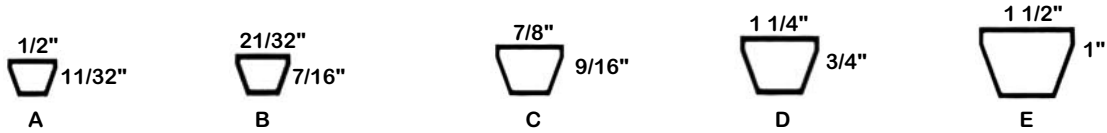
A Section A (1/2" x 11/32")

Part No.	Wt. (lbs)	Part No.	Wt. (lbs)	Part No.	Wt. (lbs)	Part No.	Wt. (lbs)	Part No.	Wt. (lbs)	Part No.	Wt. (lbs)
A 18	.15	A 39	.27	A 60	.46	A 81	.56	A 102	.71	A 130	.91
A 19	.15	A 40	.28	A 61	.47	A 82	.57	A 103	.72	A 133	.94
A 20	.15	A 41	.29	A 62	.48	A 83	.58	A 104	.73	A 134	.94
A 21	.15	A 42	.29	A 63	.48	A 84	.59	A 105	.74	A 135	.95
A 22	.15	A 43	.30	A 64	.49	A 85	.59	A 106	.75	A 136	.96
A 23	.15	A 44	.31	A 65	.50	A 86	.60	A 107	.75	A 139	.98
A 24	.17	A 45	.32	A 66	.51	A 87	.61	A 108	.75	A 140	1.01
A 25	.18	A 46	.33	A 67	.51	A 88	.61	A 109	.76	A 142	1.01
A 26	.18	A 47	.34	A 68	.52	A 89	.62	A 110	.76	A 144	1.01
A 27	.19	A 48	.34	A 69	.53	A 90	.63	A 112	.78	A 150	1.10
A 28	.19	A 49	.34	A 70	.53	A 91	.64	A 113	.79	A 158	1.12
A 29	.20	A 50	.38	A 71	.53	A 92	.64	A 115	.80	A 160	1.18
A 30	.21	A 51	.39	A 72	.53	A 93	.65	A 116	.81	A 162	1.18
A 31	.22	A 52	.40	A 73	.54	A 94	.65	A 117	.82	A 173	1.20
A 32	.22	A 53	.41	A 74	.54	A 95	.66	A 118	.83	A 180	1.25
A 33	.23	A 54	.41	A 75	.54	A 96	.67	A 120	.84	A 200	1.40
A 34	.24	A 55	.42	A 76	.54	A 97	.68	A 123	.85		
A 35	.24	A 56	.43	A 77	.54	A 98	.68	A 124	.86		
A 36	.25	A 57	.43	A 78	.54	A 99	.69	A 125	.87		
A 37	.26	A 58	.44	A 79	.55	A 100	.70	A 126	.89		
A 38	.27	A 59	.45	A 80	.56	A 101	.71	A 128	.89		

B Section B (21/32" x 7/16")

Part No.	Wt. (lbs)	Part No.	Wt. (lbs)	Part No.	Wt. (lbs)	Part No.	Wt. (lbs)	Part No.	Wt. (lbs)	Part No.	Wt. (lbs)
B 22	.32	B 54	.66	B 86	1.04	B 118	1.40	B 160	2.03	B 237	2.78
B 24	.32	B 55	.67	B 87	1.06	B 119	1.41	B 162	2.05	B 238	2.79
B 25	.32	B 56	.69	B 88	1.07	B 120	1.42	B 163	2.07	B 240	2.80
B 26	.33	B 57	.69	B 89	1.08	B 122	1.44	B 164	2.08	B 245	2.82
B 27	.34	B 58	.72	B 90	1.09	B 123	1.45	B 165	2.09	B 248	2.83
B 28	.35	B 59	.73	B 91	1.10	B 124	1.47	B 166	2.09	B 249	2.83
B 29	.36	B 60	.74	B 92	1.11	B 125	1.48	B 167	2.10	B 250	2.84
B 30	.37	B 61	.75	B 93	1.12	B 126	1.49	B 168	2.12	B 251	2.84
B 31	.38	B 62	.76	B 94	1.13	B 127	1.50	B 169	2.12	B 253	2.85
B 32	.40	B 63	.77	B 95	1.15	B 128	1.51	B 173	2.12	B 255	2.86
B 33	.41	B 64	.78	B 96	1.16	B 130	1.53	B 174	2.13	B 259	2.87
B 34	.42	B 65	.81	B 97	1.17	B 131	1.54	B 175	2.14	B 265	2.88
B 35	.43	B 66	.82	B 98	1.18	B 132	1.55	B 178	2.25	B 270	2.88
B 36	.44	B 67	.83	B 99	1.19	B 133	1.58	B 180	2.27	B 275	2.89
B 37	.45	B 68	.84	B 100	1.20	B 134	1.59	B 185	2.38	B 275.5	2.89
B 38	.46	B 69	.85	B 101	1.21	B 135	1.60	B 188	2.41	B 276	2.90
B 39	.48	B 70	.86	B 102	1.22	B 136	1.61	B 189	2.44	B 280	2.90
B 40	.49	B 71	.87	B 103	1.23	B 137	1.61	B 190	2.45	B 285	2.90
B 41	.50	B 72	.88	B 104	1.24	B 138	1.62	B 191	2.46	B 292	2.95
B 42	.51	B 73	.89	B 105	1.26	B 140	1.66	B 192	2.47	B 293	2.97
B 43	.52	B 74	.90	B 106	1.27	B 142	1.66	B 193	2.48	B 300	3.00
B 44	.54	B 75	.91	B 107	1.28	B 144	1.76	B 195	2.49	B 315	3.20
B 45	.55	B 76	.92	B 108	1.29	B 146	1.79	B 200	2.55	B 330	3.65
B 46	.57	B 77	.93	B 109	1.30	B 147	1.83	B 205	2.56	B 340	3.75
B 47	.58	B 78	.94	B 110	1.31	B 148	1.84	B 206	2.59	B 346	3.80
B 48	.59	B 79	.95	B 111	1.32	B 150	1.86	B 208	2.61	B 354	3.85
B 48.5	.59	B 80	.96	B 112	1.33	B 152	1.88	B 210	2.66	B 360	3.89
B 49	.60	B 81	1.00	B 113	1.34	B 153	1.90	B 213	2.68	B 433	4.00
B 50	.61	B 82	1.00	B 114	1.36	B 154	1.91	B 217	2.69	B 512	5.00
B 51	.63	B 83	1.01	B 115	1.37	B 156	1.93	B 221	2.70		
B 52	.64	B 84	1.02	B 116	1.38	B 157	1.94	B 225	2.72		
B 53	.65	B 85	1.03	B 117	1.39	B 158	1.95	B 229	2.78		

American Standard Classical V-Belts



C

Section C (7/8" x 9/16")

Part No.	Wt. (lbs)	Part No.	Wt. (lbs)	Part No.	Wt. (lbs)	Part No.	Wt. (lbs)	Part No.	Wt. (lbs)	Part No.	Wt. (lbs)
C 38	1.02	C 72	1.45	C 104	2.07	C 143	3.16	C 183	3.75	C 260	5.30
C 40	1.03	C 73	1.46	C 105	2.08	C 144	3.17	C 185	3.80	C 262	5.34
C 42	1.04	C 74	1.47	C 106	2.11	C 145	3.18	C 188	3.85	C 268	5.38
C 43	1.04	C 75	1.50	C 107	2.12	C 146	3.19	C 190	3.89	C 270	5.40
C 44	1.05	C 76	1.52	C 108	2.13	C 147	3.26	C 195	4.01	C 272	5.44
C 45	1.06	C 77	1.55	C 109	2.16	C 148	3.27	C 196	4.02	C 280	5.48
C 46	1.07	C 78	1.56	C 110	2.18	C 150	3.33	C 197	4.04	C 285	5.50
C 48	1.09	C 79	1.59	C 111	2.21	C 151	3.34	C 198	4.05	C 298	5.60
C 49	1.10	C 80	1.60	C 112	2.44	C 152	3.35	C 200	4.06	C 300	5.65
C 50	1.11	C 81	1.62	C 114	2.49	C 153	3.36	C 201	4.07	C 315	5.80
C 51	1.12	C 82	1.63	C 115	2.50	C 154	3.37	C 202	4.08	C 328	5.90
C 52	1.16	C 83	1.65	C 116	2.51	C 155	3.38	C 204	4.42	C 330	6.00
C 53	1.17	C 84	1.67	C 117	2.52	C 156	3.39	C 205	4.43	C 340	6.20
C 54	1.18	C 85	1.70	C 118	2.54	C 158	3.45	C 206	4.44	C 345	6.30
C 55	1.20	C 86	1.71	C 119	2.56	C 160	3.49	C 207	4.45	C 348	6.35
C 56	1.21	C 87	1.73	C 120	2.59	C 162	3.52	C 208	4.46	C 349	6.40
C 57	1.25	C 88	1.74	C 122	2.63	C 163	3.53	C 209	4.47	C 358	6.60
C 58	1.26	C 90	1.79	C 123	2.65	C 164	3.54	C 210	4.48	C 360	6.75
C 59	1.31	C 91	1.80	C 124	2.67	C 165	3.55	C 212	4.52	C 390	7.10
C 60	1.32	C 92	1.83	C 126	2.69	C 166	3.56	C 215	4.61	C 418	7.60
C 61	1.33	C 93	1.85	C 128	2.75	C 167	3.57	C 218	4.83	C 420	7.70
C 62	1.36	C 94	1.86	C 130	2.79	C 168	3.57	C 220	5.00	C 450	7.80
C 63	1.38	C 95	1.89	C 131	2.80	C 169	3.58	C 225	5.02	C 480	8.00
C 64	1.41	C 96	1.90	C 134	3.00	C 170	3.58	C 228	5.04		
C 65	1.42	C 97	1.93	C 135	3.01	C 173	3.59	C 230	5.06		
C 66	1.43	C 98	1.94	C 136	3.02	C 174	3.59	C 238	5.08		
C 67	1.44	C 99	1.97	C 137	3.03	C 175	3.60	C 240	5.10		
C 68	1.45	C 100	1.99	C 138	3.08	C 177	3.62	C 245	5.15		
C 69	1.45	C 101	2.01	C 140	3.10	C 178	3.69	C 246	5.17		
C 70	1.46	C 102	2.04	C 141	3.11	C 180	3.72	C 250	5.19		
C 71	1.46	C 103	2.05	C 142	3.12	C 182	3.73	C 255	5.20		

D

Section D (1 1/4" x 3/4")

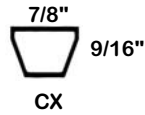
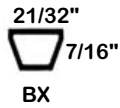
Part No.	Wt. (lbs)	Part No.	Wt. (lbs)	Part No.	Wt. (lbs)	Part No.	Wt. (lbs)	Part No.	Wt. (lbs)	Part No.	Wt. (lbs)
D 75	4.00	D 125	4.50	D 171	6.10	D 238	8.30	D 300	10.50	D 418	14.60
D 88	4.10	D 128	4.60	D 173	6.10	D 240	8.40	D 310	10.75	D 420	14.70
D 90	4.15	D 136	4.79	D 175	6.30	D 248	8.70	D 314	10.90	D 450	15.70
D 91	4.20	D 143	5.00	D 180	6.40	D 250	8.80	D 315	11.00	D 477	16.80
D 95	4.25	D 144	5.10	D 195	7.06	D 255	8.90	D 328	11.25	D 480	16.80
D 105	4.30	D 158	5.60	D 200	7.15	D 268	9.30	D 330	11.50	D 536	17.80
D 107	4.30	D 162	5.70	D 204	7.20	D 270	9.40	D 345	12.00	D 540	18.90
D 112	4.30	D 165	5.73	D 205	7.30	D 280	9.75	D 358	12.60	D 595	19.50
D 114	4.30	D 167	5.75	D 210	7.40	D 285	9.90	D 360	12.88	D 600	20.90
D 120	4.30	D 170	6.00	D 225	7.90	D 298	10.20	D 390	13.60	D 660	23.00

E

Section E (1 1/2" x 1")

Part No.	Wt. (lbs)	Part No.	Wt. (lbs)	Part No.	Wt. (lbs)	Part No.	Wt. (lbs)	Part No.	Wt. (lbs)	Part No.	Wt. (lbs)
E 180	10.10	E 236	13.10	E 297	16.30	E 357	14.65	E 418	22.80	E 538	30.00
E 195	10.65	E 240	13.15	E 300	16.44	E 360	14.73	E 420	22.99	E 598	34.00
E 210	11.72	E 266	14.65	E 328	18.05	E 390	21.37	E 478	26.10		
E 225	12.35	E 270	14.79	E 330	18.09	E 394	22.00	E 480	27.00		

American Standard Classical Raw Edged Cogged V-Belts



AX

Section AX (1/2" x 11/32")

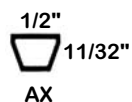
Part No.	Wt. (lbs)	Part No.	Wt. (lbs)	Part No.	Wt. (lbs)	Part No.	Wt. (lbs)	Part No.	Wt. (lbs)	Part No.	Wt. (lbs)
AX 20	.16	AX 37	.24	AX 54	.34	AX 71	.50	AX 88	.58	AX 115	.75
AX 21	.16	AX 38	.24	AX 55	.36	AX 72	.50	AX 89	.58	AX 116	.77
AX 22	.16	AX 39	.26	AX 56	.36	AX 73	.50	AX 90	.59	AX 118	.78
AX 23	.16	AX 40	.26	AX 57	.36	AX 74	.50	AX 91	.59	AX 120	.79
AX 24	.18	AX 41	.26	AX 58	.38	AX 75	.50	AX 92	.60	AX 124	.80
AX 25	.18	AX 42	.28	AX 59	.38	AX 76	.51	AX 93	.61	AX 125	.81
AX 26	.18	AX 43	.28	AX 60	.38	AX 77	.52	AX 94	.62	AX 128	.83
AX 27	.18	AX 44	.28	AX 61	.40	AX 78	.52	AX 95	.63	AX 130	.87
AX 28	.18	AX 45	.30	AX 62	.40	AX 79	.53	AX 96	.63	AX 134	.89
AX 29	.20	AX 46	.30	AX 63	.40	AX 80	.53	AX 97	.64	AX 136	.90
AX 30	.20	AX 47	.30	AX 64	.40	AX 81	.53	AX 98	.65	AX 140	.93
AX 31	.20	AX 48	.30	AX 65	.42	AX 82	.54	AX 100	.65	AX 144	.95
AX 32	.20	AX 49	.32	AX 66	.44	AX 83	.55	AX 105	.69	AX 158	1.04
AX 33	.22	AX 50	.32	AX 67	.45	AX 84	.55	AX 107	.71	AX 160	1.13
AX 34	.22	AX 51	.32	AX 68	.45	AX 85	.56	AX 108	.72	AX 173	1.14
AX 35	.22	AX 52	.34	AX 69	.46	AX 86	.57	AX 110	.73	AX 180	1.19
AX 36	.24	AX 53	.34	AX 70	.46	AX 87	.58	AX 112	.74		

BX

Section BX (21/32" x 7/16")

Part No.	Wt. (lbs)	Part No.	Wt. (lbs)	Part No.	Wt. (lbs)	Part No.	Wt. (lbs)	Part No.	Wt. (lbs)	Part No.	Wt. (lbs)
BX 24	-	BX 45	.44	BX 66	.62	BX 88	.85	BX 117	1.11	BX 162	1.51
BX 25	-	BX 46	.44	BX 67	.63	BX 89	.86	BX 118	1.11	BX 168	1.58
BX 26	-	BX 47	.46	BX 68	.64	BX 90	.87	BX 120	1.12	BX 169	1.60
BX 27	-	BX 48	.46	BX 69	.66	BX 91	.87	BX 122	1.13	BX 173	1.62
BX 28	.28	BX 48.5	.47	BX 70	.67	BX 92	.87	BX 123	1.14	BX 180	1.68
BX 29	-	BX 49	.48	BX 71	.68	BX 93	.87	BX 124	1.16	BX 190	1.90
BX 30	-	BX 50	.48	BX 72	.68	BX 94	.88	BX 128	1.20	BX 195	2.00
BX 31	-	BX 51	.48	BX 73	.69	BX 95	.89	BX 130	1.23	BX 205	2.07
BX 32	.30	BX 52	.50	BX 74	.70	BX 96	.90	BX 132	1.24	BX 210	2.10
BX 33	-	BX 53	.50	BX 75	.70	BX 97	.91	BX 133	1.25	BX 225	2.30
BX 34	.32	BX 54	.52	BX 76	.71	BX 98	.92	BX 134	1.26	BX 238	2.35
BX 35	.34	BX 55	.52	BX 77	.72	BX 99	.93	BX 136	1.27	BX 240	2.40
BX 36	.36	BX 56	.54	BX 78	.73	BX 100	.94	BX 140	1.30	BX 255	2.50
BX 37	-	BX 57	.56	BX 79	.74	BX 102	.96	BX 142	1.34	BX 270	2.70
BX 38	.36	BX 58	.56	BX 80	.75	BX 103	.97	BX 144	1.35	BX 275	2.90
BX 39	-	BX 59	.56	BX 81	.76	BX 104	.98	BX 146	1.36	BX 275.5	2.90
BX 40	.38	BX 60	.56	BX 82	.77	BX 105	.98	BX 148	1.37	BX 300	3.00
BX 41	.40	BX 61	.58	BX 83	.78	BX 108	1.01	BX 150	1.40		
BX 41.5	.40	BX 62	.58	BX 84	.79	BX 110	1.05	BX 152	1.43		
BX 42	.40	BX 63	.59	BX 85	.80	BX 112	1.05	BX 154	1.44		
BX 43	.42	BX 64	.60	BX 86	.82	BX 115	1.08	BX 156	1.47		
BX 44	.42	BX 65	.61	BX 87	.83	BX 116	1.10	BX 158	1.48		

American Standard Classical Raw Edged Cogged V-Belts



CX

Section CX (7/8" x 9/16")

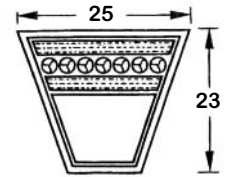
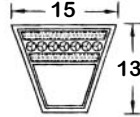
Part No.	Wt. (lbs)	Part No.	Wt. (lbs)	Part No.	Wt. (lbs)	Part No.	Wt. (lbs)	Part No.	Wt. (lbs)	Part No.	Wt. (lbs)
CX 40	1	CX 59	1.15	CX 77	1.33	CX 111	1.90	CX 147	2.59	CX 240	3.90
CX 42	1	CX 60	1.20	CX 78	1.35	CX 112	1.92	CX 150	2.62	CX 255	4.10
CX 43	1	CX 61	1.22	CX 79	1.37	CX 115	1.97	CX 152	2.68	CX 268	4.25
CX 44	1	CX 62	1.23	CX 80	1.38	CX 116	1.99	CX 158	2.69	CX 270	4.40
CX 45	1	CX 63	1.24	CX 81	1.39	CX 118	2.03	CX 162	2.80	CX 285	4.65
CX 48	1	CX 64	1.24	CX 85	1.46	CX 120	2.05	CX 173	3.00	CX 298	4.85
CX 50	1.02	CX 65	1.24	CX 90	1.55	CX 123	2.07	CX 180	3.10	CX 300	4.90
CX 51	1.02	CX 67	1.25	CX 93	1.60	CX 124	2.10	CX 185	3.15	CX 315	5.10
CX 52	1.03	CX 68	1.25	CX 96	1.65	CX 126	2.15	CX 187	3.18	CX 328	5.20
CX 53	1.04	CX 69	1.26	CX 100	1.69	CX 128	2.19	CX 190	3.19	CX 330	5.30
CX 54	1.04	CX 71	1.26	CX 101	1.72	CX 130	2.27	CX 195	3.20	CX 345	5.60
CX 55	1.05	CX 72	1.27	CX 105	1.80	CX 133	2.30	CX 204	3.35	CX 358	5.70
CX 56	1.07	CX 73	1.28	CX 106	1.85	CX 136	2.32	CX 210	3.40	CX 360	5.80
CX 57	1.09	CX 75	1.30	CX 108	1.86	CX 140	2.43	CX 225	3.60	CX 418	6.60
CX 58	1.10	CX 76	1.31	CX 109	1.87	CX 144	2.46	CX 238	3.85		

DX

Section DX (1 1/4" x 3/4")

Part No.	Wt. (lbs)	Part No.	Wt. (lbs)	Part No.	Wt. (lbs)	Part No.	Wt. (lbs)	Part No.	Wt. (lbs)	Part No.	Wt. (lbs)
DX 75	4.50	DX 120	4.60	DX 173	6.60	DX 238	8.50	DX 358	11.00	DX 536	14.00
DX 88	4.50	DX 128	4.90	DX 180	6.80	DX 268	9.00	DX 390	11.50	DX 595	15.00
DX 90	4.50	DX 143	5.95	DX 195	7.40	DX 298	9.50	DX 418	12.00		
DX 91	4.50	DX 158	6.00	DX 204	7.95	DX 314	10.00	DX 450	12.50		
DX 95	4.50	DX 162	6.20	DX 210	8.00	DX 328	10.50	DX 477	13.00		

American Standard Wedged V-Belts



3V / 9N

Part No.	Outside Length (inches)	Metric No.	Wt. (lbs)
3V 250	25.0	9XN630	0.1
3V 265	26.5	9XN670	0.1
3V 280	28.0	9XN710	0.1
3V 300	30.0	9XN760	0.1
3V 315	31.5	9XN800	0.1
3V 320	32.0	-	0.1
3V 335	33.5	9XN850	0.1
3V 340	34.0	-	0.2
3V 350	35.0	-	0.2
3V 355	35.5	9XN900	0.2
3V 360	36.0	-	0.2
3V 375	37.5	9XN950	0.2
3V 380	38.0	-	0.2
3V 400	40.0	9XN1015	0.2
3V 425	42.4	9XN1080	0.2
3V 450	45.0	9XN1145	0.2
3V 475	47.5	9XN1205	0.2
3V 500	50.0	9XN1270	0.2
3V 530	53.0	9XN1345	0.2
3V 560	56.0	9XN1420	0.2
3V 600	60.0	9XN1525	0.3
3V 630	63.0	9XN1600	0.3
3V 650	65.0	-	0.3
3V 670	67.0	9XN1700	0.3
3V 675	67.5	-	0.3
3V 700	70.0	-	0.3
3V 710	71.0	9XN1800	0.3
3V 750	75.0	9XN1900	0.3
3V 800	80.0	9XN2030	0.4
3V 830	83.0	-	0.4
3V 850	85.0	9XN2160	0.4
3V 900	90.0	9XN2290	0.4
3V 920	92.0	-	0.4
3V 950	95.0	9XN2410	0.4
3V 1000	100.0	9XN2540	0.4
3V 1060	106.0	9XN2690	0.5
3V 1120	112.0	9XN2840	0.5
3V 1180	118.0	9XN3000	0.6
3V 1200	120.0	-	0.6
3V 1250	125.0	9XN3180	0.6
3V 1320	132.0	9XN3350	0.7
3V 1400	140.0	9XN3550	0.7
3V 1500	150.0	9XN3810	0.7

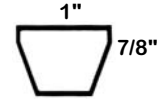
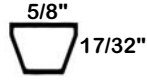

5V / 15N

Part No.	Outside Length (inches)	Metric No.	Wt. (lbs)
5V 315	31.5	15N	-
5V 400	40.0	15N	-
5V 425	42.5	15N	-
5V 450	45.0	15N	-
5V 500	50.0	15N	-
5V 530	43.0	15N	-
5V 560	56.0	15N	-
5V 600	60.0	15N	-
5V 620	62.0	15N	-
5V 630	63.0	15N	-
5V 670	67.0	15N	-
5V 700	70.0	15N	-
5V 710	71.0	15N	-
5V 750	75.0	15N	-
5V 800	80.0	15N	-
5V 850	85.0	15N	-
5V 900	90.0	15N	-
5V 950	95.0	15N	-
5V 1000	100.0	15N	-
5V 1030	103.0	15N	-
5V 1060	106.0	15N	-
5V 1120	112.0	15N	-
5V 1130	113.0	15N	-
5V 1180	118.0	15N	-
5V 1250	125.0	15N	-
5V 1320	132.0	15N	-
5V 1400	140.0	15N	-
5V 1500	150.0	15N	-
5V 1600	160.0	15N	-
5V 1700	170.0	15N	-
5V 1800	180.0	15N	-
5V 1900	190.0	15N	-
5V 2000	200.0	15N	-
5V 2120	212.0	15N5380	2.5
5V 2240	224.0	15N5690	2.7
5V 2360	236.0	15N6000	2.8
5V 2500	250.0	15N6350	3.0
5V 2650	265.0	15N6730	3.2
5V 2800	280.0	15N7100	3.3
5V 3000	300.0	15N7620	3.6
5V 3150	315.0	15N8000	3.8
5V 3350	335.0	15N8500	4.1
5V 3550	355.0	15N9000	4.3

8V / 25N

Part No.	Outside Length (inches)	Metric No.	Wt. (lbs)
8V 1000	100.0	25N	-
8V 1060	106.0	25N	-
8V 1120	112.0	25N	-
8V 1180	118.0	25N	-
8V 1250	125.0	25N	-
8V 1320	132.0	25N	-
8V 1400	140.0	25N	-
8V 1500	150.0	25N	-
8V 1600	160.0	25N	-
8V 1700	170.0	25N	-
8V 1800	180.0	25N	-
8V 1900	190.0	25N	-
8V 2000	200.0	25N	-
8V 2120	212.0	25N5380	7.5
8V 2240	224.0	25N5690	7.9
8V 2360	236.0	25N6000	8.3
8V 2500	250.0	25N6350	8.8
8V 2600	260.0	25N	-
8V 2650	265.0	25N6730	9.3
8V 2800	280.0	25N7100	9.8
8V 3000	300.0	25N7620	10.5
8V 3150	315.0	25N8000	11.1
8V 3350	335.0	25N8500	11.8
8V 3550	355.0	25N8999	12.5
8V 3750	375.0	25N9500	13.7
8V 4000	400.0	25N10160	14.0
8V 4250	425.0	25N10800	14.9
8V 4500	450.0	25N11430	15.8
8V 4750	475.0	25N12060	16.7
8V 5000	500.0	25N12700	17.6
8V 5600	560.0	25N	-
8V 5900	590.0	25N	-

American Standard Wedged Raw Edged Cogged V-Belts



3VX / 9N

Part No.	Outside Length (inches)	Metric No.	Wt. (lbs)
3VX 240	24.0	9XN	0.1
3VX 250	25.0	9XN630	0.1
3VX 255	25.5	9XN	0.1
3VX 265	26.5	9XN670	0.1
3VX 280	28.0	9XN710	0.1
3VX 300	30.0	9XN760	0.1
3VX 315	31.5	9XN800	0.1
3VX 335	33.5	9XN850	0.1
3VX 340	34.0	9XN	0.1
3VX 355	35.5	9XN900	0.2
3VX 360	36.0	9XN	0.2
3VX 375	37.5	9XN950	0.2
3VX 400	40.0	9XN1015	0.2
3VX 425	42.5	9XN1080	0.2
3VX 450	45.0	9XN1145	0.2
3VX 475	47.5	9XN1205	0.2
3VX 500	50.0	9XN1270	0.2
3VX 530	53.0	9XN1345	0.2
3VX 560	56.0	9XN1420	0.2
3VX 600	60.0	9XN1525	0.3
3VX 630	63.0	9XN1600	0.3
3VX 670	67.0	9XN1700	0.3
3VX 710	71.0	9XN1800	0.3
3VX 750	75.0	9XN1900	0.3
3VX 800	80.0	9XN2030	0.4
3VX 850	85.0	9XN2160	0.4
3VX 900	90.0	9XN2290	0.4
3VX 950	95.0	9XN2410	0.4
3VX 1000	100.0	9XN2540	0.4
3VX 1060	106.0	9XN2690	0.5
3VX 1120	112.0	9XN2840	0.5
3VX 1180	118.0	9XN3000	0.6
3VX 1250	125.0	9XN3180	0.6
3VX 1320	132.0	9XN3350	0.7
3VX 1400	140.0	9XN3550	0.7
3VX 1500	150.0	9XN3810	0.7

5VX / 15N

Part No.	Outside Length (inches)	Metric No.	Wt. (lbs)
5VX 315	31.5	15XN	0.6
5VX 400	40.0	15XN	0.6
5VX 425	42.5	15XN	0.6
5VX 450	45.0	15XN1150	0.6
5VX 500	50.0	15XN1270	0.6
5VX 530	53.0	15XN1345	0.7
5VX 560	56.0	15XN1420	0.7
5VX570	57.0	15XN1450	0.7
5VX580	58.0	15XN1470	0.7
5VX590	59.0	15XN1500	0.7
5VX 600	60.0	15XN1525	0.7
5VX610	61.0	15XN1550	0.7
5VX 630	63.0	15XN1600	0.7
5VX650	65.0	15XN1650	0.8
5VX 670	67.0	15XN1700	0.8
5VX 700	70.0	15XN	0.8
5VX 710	71.0	15XN1800	0.8
5VX 750	75.0	15XN1900	0.8
5VX780	78.0	15XN1980	.8
5VX 800	80.0	15XN2030	0.9
5VX840	84.0	15XN2130	0.9
5VX 850	85.0	15XN2160	0.9
5VX860	86.0	15XN2180	0.9
5VX880	88.0	15XN2240	0.9
5VX 900	90.0	15XN2290	1.1
5VX 950	95.0	15XN2410	1.1
5VX 1000	100.0	15XN2540	1.2
5VX 1060	106.0	15XN2690	1.2
5VX 1120	112.0	15XN2840	1.3
5VX1150	115.0	15XN2920	1.4
5VX 1180	118.0	15XN3000	1.4
5VX1180	123	15XN3130	1.5
5VX 1250	125.0	15XN3180	1.5
5VX 1320	132.0	15XN3350	1.6
5VX 1400	140.0	15XN3550	1.7
5VX 1500	150.0	15XN3810	1.8
5VX 1600	160.0	15XN4060	1.9
5VX 1700	170.0	15XN4320	2.0
5VX 1800	180.0	15XN4570	2.1
5VX 1900	190.0	15XN4830	2.3
5VX 2000	200.0	15XN5080	2.4

8VX / 25N

Part No.	Outside Length (inches)	Metric No.	Wt. (lbs)
8VX 1000	100.0	25XN2540	2.9
8VX 1060	106.0	25XN2690	3.0
8VX 1120	112.0	25XN2840	3.2
8VX 1180	118.0	25XN3000	3.4
8VX 1250	125.0	25XN3180	3.6
8VX 1320	132.0	25XN3350	3.8
8VX 1400	140.0	25XN3550	4.0
8VX 1500	150.0	25XN3810	4.3
8VX 1600	160.0	25XN4060	4.6
8VX 1700	170.0	25XN4320	4.9
8VX 1800	180.0	25XN4570	5.2
8VX 1900	190.0	25XN4830	5.5
8VX 2000	200.0	25XN5080	5.7